



**TOWNSHIP OF SPRING / WYOMISSING
FIRE RESCUE**

**YEAR END REPORT
2020**



**TOWNSHIP OF SPRING FIRE RESCUE
WYOMISSING FIRE DEPARTMENT**
2301 Monroe Avenue
West Lawn, PA 19609
610-898-1452
1259 Penn Avenue
Wyomissing, PA 19610
610-375-4436

2020 Year End Report

2020 was a challenging year for the Township of Spring Fire Rescue Service and Wyomissing Fire Department due to the current COVID Pandemic. We experienced a slightly lower call volume, most likely due to businesses being shut down and people working from home. Below is a summary of the attached report.

I would like to thank the Township Supervisors and Borough Council for your continued commitment allowing us to provide the best Fire/Rescue protection to the Township and Borough.

TOTAL RESPONSE: 2,594 (2019 – 2,892)

Township Responses: **1,049** (2019 – 1,303, 2018 – 1,095)

Borough Responses: **991** (2019 – 1,011, 2018 – 888)

Mutual Aid Responses: **554** (2019 – 578, 2018 – 522)

OVERLAPPING RESPONSE: 759 – 29.26%

NFPA 1720 COMPLIANCE

NFPA 1720 requires Combination Fire Departments (Paid and Volunteer) to be on the scene of an incident with fifteen (15) personnel in nine (9) minutes, ninety (90) percent of the time.

Average Turnout Time (Dispatched to Enroute): **0:01:54**

Average Response Time (Dispatched to Arrival): **0:06:54**

Average TSFRS/WFD Personnel Count per Incident: **5.3**

COMPASSION * INTEGRITY * RESPECT * SERVICE

FIRE LOSS

Total Fire Loss: **\$577,770.00**

Total Property Saved: **\$59,300,552.00**

Township Property Loss: **\$295,070.00**

Township Property Saved: **\$54,278,700.00**

Borough Property Loss: **\$282,700.00**

Borough Property Saved: **\$5,021,852.00**

Total QRS Responses: 760

Township Patient Contact (QRS): **220** *(Total Township QRS Responses 425)*

Borough Patient Contact (QRS): **129** *(Total Borough QRS Responses 335)*

Total Personnel Hours for Incidents: 5,354 Hours and 06 Minute

Volunteer Hours: **702 Hours and 27 Minutes**

Fire Police Hours: **943 Hours and 43 Minutes**

Career Hours: **3,708 Hours and 36 Minutes**

Total Personnel Hours for Training: 1,155 Hours and 06 Minute

Volunteer Hours: **387 Hours and 36 Minutes**

Fire Police Hours: **39 Hours and 50 Minutes**

Career Hours: **728 hours and 20 minutes**

Total Fire Safety Inspections: 997

Township Fire Safety Inspections: **486**

Borough Fire Safety Inspections: **511**

COMPASSION * INTEGRITY * RESPECT * SERVICE

Total Fires Investigated: 42

Township of Spring Fires Investigated: 18

Wyomissing Borough Fires Investigated: 24

Total Fire Prevention Events: 10

Total Fire Prevention Hours: 25 Hours

Total Fire Prevention Contacts: 648

Smoke Detectors Installed: 59

Carbon Monoxide Detectors Installed: 85

Detector Battery Replacement: 7

Incident / Overlapping Response 2016 to Present



Township of Spring / Wyomissing Fire Rescue

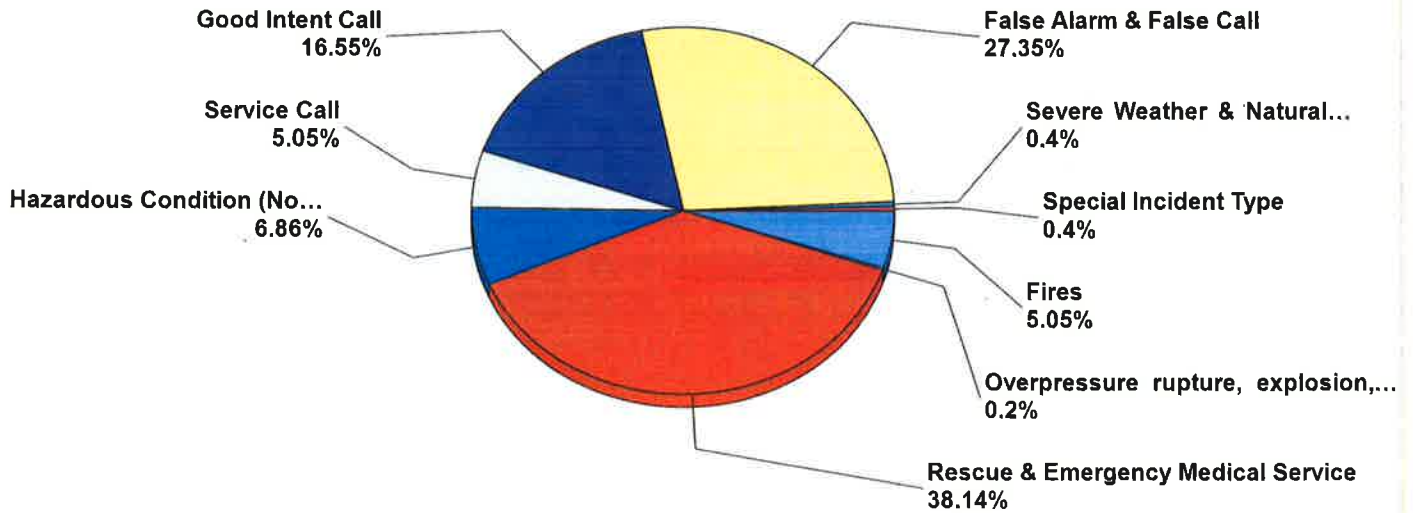
West Lawn, PA

This report was generated on 1/15/2021 11:06:44 AM



Breakdown by Major Incident Types for Date Range

Zone(s): 3901 - Box 3901, 3902 - Box 3902, 3903 - Box 3903, 3904 - Box 3904, 3905 - Box 3905 and 5 more | Start Date: 01/01/2020 | End Date: 12/31/2020



MAJOR INCIDENT TYPE	# INCIDENTS	% of TOTAL
Fires	50	5.05%
Overpressure rupture, explosion, overheating - no fire	2	0.2%
Rescue & Emergency Medical Service	378	38.14%
Hazardous Condition (No Fire)	68	6.86%
Service Call	50	5.05%
Good Intent Call	164	16.55%
False Alarm & False Call	271	27.35%
Severe Weather & Natural Disaster	4	0.4%
Special Incident Type	4	0.4%
TOTAL	991	100%

CALLS WITHIN THE BOROUGH OF WYOMISSING

Only REVIEWED and/or LOCKED IMPORTED incidents are included. Summary results for a major incident type are not displayed if the count is zero.

Detailed Breakdown by Incident Type

INCIDENT TYPE	# INCIDENTS	% of TOTAL
100 - Fire, other	3	0.3%
111 - Building fire	5	0.5%
113 - Cooking fire, confined to container	14	1.41%
114 - Chimney or flue fire, confined to chimney or flue	2	0.2%
116 - Fuel burner/boiler malfunction, fire confined	1	0.1%
118 - Trash or rubbish fire, contained	4	0.4%
131 - Passenger vehicle fire	5	0.5%
132 - Road freight or transport vehicle fire	1	0.1%
140 - Natural vegetation fire, other	4	0.4%
142 - Brush or brush-and-grass mixture fire	5	0.5%
143 - Grass fire	2	0.2%
150 - Outside rubbish fire, other	2	0.2%
151 - Outside rubbish, trash or waste fire	1	0.1%
154 - Dumpster or other outside trash receptacle fire	1	0.1%
200 - Overpressure rupture, explosion, overheat other	2	0.2%
311 - Medical assist, assist EMS crew	13	1.31%
321 - EMS call, excluding vehicle accident with injury	222	22.4%
322 - Motor vehicle accident with injuries	58	5.85%
323 - Motor vehicle/pedestrian accident (MV Ped)	4	0.4%
324 - Motor vehicle accident with no injuries.	69	6.96%
340 - Search for lost person, other	1	0.1%
350 - Extrication, rescue, other	1	0.1%
352 - Extrication of victim(s) from vehicle	3	0.3%
353 - Removal of victim(s) from stalled elevator	6	0.61%
363 - Swift water rescue	1	0.1%
400 - Hazardous condition, other	9	0.91%
410 - Combustible/flammable gas/liquid condition, other	1	0.1%
411 - Gasoline or other flammable liquid spill	3	0.3%
412 - Gas leak (natural gas or LPG)	13	1.31%
413 - Oil or other combustible liquid spill	2	0.2%
424 - Carbon monoxide incident	5	0.5%
440 - Electrical wiring/equipment problem, other	9	0.91%
442 - Overheated motor	1	0.1%
443 - Breakdown of light ballast	1	0.1%
444 - Power line down	9	0.91%
445 - Arcing, shorted electrical equipment	13	1.31%
460 - Accident, potential accident, other	1	0.1%
463 - Vehicle accident, general cleanup	1	0.1%
500 - Service Call, other	9	0.91%
511 - Lock-out	7	0.71%
520 - Water problem, other	1	0.1%
522 - Water or steam leak	1	0.1%
542 - Animal rescue	7	0.71%
550 - Public service assistance, other	1	0.1%
551 - Assist police or other governmental agency	6	0.61%
552 - Police matter	4	0.4%
553 - Public service	6	0.61%
555 - Defective elevator, no occupants	1	0.1%
561 - Unauthorized burning	6	0.61%
571 - Cover assignment, standby, moveup	1	0.1%
600 - Good intent call, other	1	0.1%
611 - Dispatched & cancelled en route	125	12.61%
622 - No incident found on arrival at dispatch address	18	1.82%
650 - Steam, other gas mistaken for smoke, other	2	0.2%
651 - Smoke scare, odor of smoke	8	0.81%

Only REVIEWED and/or LOCKED IMPORTED incidents are included. Summary results for a major incident type are not displayed if the count is zero.



Detailed Breakdown by Incident Type

INCIDENT TYPE	# INCIDENTS	% of TOTAL
652 - Steam, vapor, fog or dust thought to be smoke	7	0.71%
671 - HazMat release investigation w/no HazMat	3	0.3%
710 - Malicious, mischievous false call, other	5	0.5%
711 - Municipal alarm system, malicious false alarm	1	0.1%
730 - System malfunction, other	1	0.1%
731 - Sprinkler activation due to malfunction	2	0.2%
733 - Smoke detector activation due to malfunction	1	0.1%
735 - Alarm system sounded due to malfunction	54	5.45%
736 - CO detector activation due to malfunction	3	0.3%
740 - Unintentional transmission of alarm, other	3	0.3%
741 - Sprinkler activation, no fire - unintentional	1	0.1%
743 - Smoke detector activation, no fire - unintentional	7	0.71%
744 - Detector activation, no fire - unintentional	40	4.04%
745 - Alarm system activation, no fire - unintentional	142	14.33%
746 - Carbon monoxide detector activation, no CO	11	1.11%
800 - Severe weather or natural disaster, other	1	0.1%
813 - Wind storm, tornado/hurricane assessment	3	0.3%
911 - Citizen complaint	4	0.4%
TOTAL INCIDENTS:	991	100%

Only REVIEWED and/or LOCKED IMPORTED incidents are included. Summary results for a major incident type are not displayed if the count is zero.



Township of Spring / Wyomissing Fire Rescue

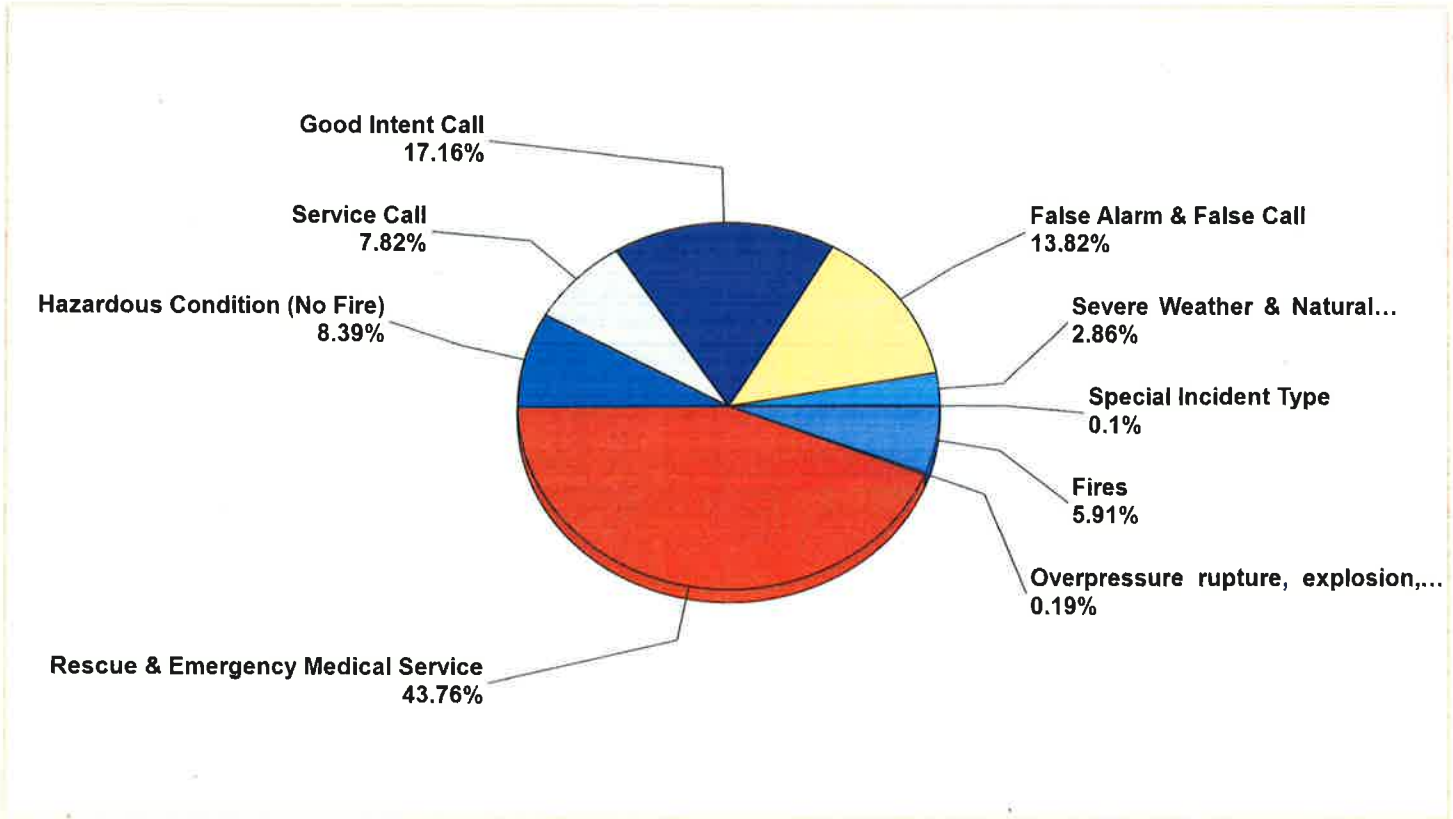
West Lawn, PA

This report was generated on 1/15/2021 11:07:31 AM



Breakdown by Major Incident Types for Date Range

Zone(s): 4301 - Box 4301, 4302 - Box 4302, 4303 - Box 4303, 4304 - Box 4304, 4305 - Box 4305 and 10 more | Start Date: 01/01/2020 | End Date: 12/31/2020



MAJOR INCIDENT TYPE	# INCIDENTS	% of TOTAL
Fires	62	5.91%
Overpressure rupture, explosion, overhear - no fire	2	0.19%
Rescue & Emergency Medical Service	459	43.76%
Hazardous Condition (No Fire)	88	8.39%
Service Call	82	7.82%
Good Intent Call	180	17.16%
False Alarm & False Call	145	13.82%
Severe Weather & Natural Disaster	30	2.86%
Special Incident Type	1	0.1%
TOTAL	1049	100%

CALLS WITHIN THE TOWNSHIP OF SPRING

Only REVIEWED and/or LOCKED IMPORTED incidents are included. Summary results for a major incident type are not displayed if the count is zero.



Detailed Breakdown by Incident Type

INCIDENT TYPE	# INCIDENTS	% of TOTAL
100 - Fire, other	1	0.1%
111 - Building fire	6	0.57%
113 - Cooking fire, confined to container	26	2.48%
116 - Fuel burner/boiler malfunction, fire confined	2	0.19%
118 - Trash or rubbish fire, contained	4	0.38%
130 - Mobile property (vehicle) fire, other	2	0.19%
131 - Passenger vehicle fire	5	0.48%
132 - Road freight or transport vehicle fire	1	0.1%
138 - Off-road vehicle or heavy equipment fire	1	0.1%
140 - Natural vegetation fire, other	7	0.67%
142 - Brush or brush-and-grass mixture fire	5	0.48%
151 - Outside rubbish, trash or waste fire	2	0.19%
200 - Overpressure rupture, explosion, overheat other	1	0.1%
213 - Steam rupture of pressure or process vessel	1	0.1%
311 - Medical assist, assist EMS crew	45	4.29%
321 - EMS call, excluding vehicle accident with injury	295	28.12%
322 - Motor vehicle accident with injuries	50	4.77%
323 - Motor vehicle/pedestrian accident (MV Ped)	1	0.1%
324 - Motor vehicle accident with no injuries.	56	5.34%
350 - Extrication, rescue, other	1	0.1%
352 - Extrication of victim(s) from vehicle	7	0.67%
353 - Removal of victim(s) from stalled elevator	3	0.29%
361 - Swimming/recreational water areas rescue	1	0.1%
400 - Hazardous condition, other	20	1.91%
411 - Gasoline or other flammable liquid spill	2	0.19%
412 - Gas leak (natural gas or LPG)	16	1.53%
413 - Oil or other combustible liquid spill	6	0.57%
420 - Toxic condition, other	1	0.1%
424 - Carbon monoxide incident	6	0.57%
440 - Electrical wiring/equipment problem, other	9	0.86%
442 - Overheated motor	4	0.38%
444 - Power line down	17	1.62%
445 - Arcing, shorted electrical equipment	6	0.57%
480 - Attempted burning, illegal action, other	1	0.1%
511 - Lock-out	2	0.19%
512 - Ring or jewelry removal	1	0.1%
520 - Water problem, other	4	0.38%
521 - Water evacuation	2	0.19%
522 - Water or steam leak	3	0.29%
542 - Animal rescue	11	1.05%
550 - Public service assistance, other	5	0.48%
551 - Assist police or other governmental agency	23	2.19%
552 - Police matter	1	0.1%
553 - Public service	24	2.29%
561 - Unauthorized burning	6	0.57%
600 - Good intent call, other	1	0.1%
611 - Dispatched & cancelled en route	146	13.92%
622 - No incident found on arrival at dispatch address	13	1.24%
631 - Authorized controlled burning	2	0.19%
650 - Steam, other gas mistaken for smoke, other	2	0.19%
651 - Smoke scare, odor of smoke	11	1.05%
652 - Steam, vapor, fog or dust thought to be smoke	3	0.29%
671 - HazMat release investigation w/no HazMat	2	0.19%
731 - Sprinkler activation due to malfunction	1	0.1%
733 - Smoke detector activation due to malfunction	2	0.19%

Only REVIEWED and/or LOCKED IMPORTED incidents are included. Summary results for a major incident type are not displayed if the count is zero.



Detailed Breakdown by Incident Type

INCIDENT TYPE	# INCIDENTS	% of TOTAL
735 - Alarm system sounded due to malfunction	31	2.96%
736 - CO detector activation due to malfunction	12	1.14%
740 - Unintentional transmission of alarm, other	5	0.48%
743 - Smoke detector activation, no fire - unintentional	5	0.48%
745 - Alarm system activation, no fire - unintentional	69	6.58%
746 - Carbon monoxide detector activation, no CO	20	1.91%
813 - Wind storm, tornado/hurricane assessment	30	2.86%
911 - Citizen complaint	1	0.1%
TOTAL INCIDENTS:	1049	100%

Only REVIEWED and/or LOCKED IMPORTED incidents are included. Summary results for a major incident type are not displayed if the count is zero.



Township of Spring / Wyomissing Fire Rescue



West Lawn, PA

This report was generated on 1/15/2021 11:08:34 AM

Mutual or Automatic Aid Given per Zone for Date Range

Start Date: 01/01/2020 | End Date: 12/31/2020

ZONE	INCIDENT COUNT
01 - Mt. Penn Fire Department	1
10 - Goodwill Hyde Park	10
11 - Temple Fire Company	8
12 - Blandon Fire Company	2
13 - Central Fire Company of Laureldale	5
18044 - Western Berks Fire Department	76
18045 - Western Berks Fire Department	45
18046 - Western Berks Fire Department	27
18053 - Western Berks Fire Department	52
25 - Exeter Township Fire Department	1
30 - Mount Pleasant Fire Company	7
33 - Virginville Fire Company	1
36 - Shillington Fire Company	6
37 - Leesport Fire Company	15
40 - Shoemakersville Fire Company	1
42 - Cumru Township Fire Department	64
55 - Greenfields Fire Company	63
57 - Mohnton Fire Company	19
61 - Hamburg Fire Company	2
64 - West Reading Fire Company	60
66 - Muhlenberg Twp Fire Rescue	69
69 - Kenhorst Fire Company	5
72 - Brecknock Fire Company	1
777 - City of Reading FIRE	11
LA 11 - Lancaster 11 - Adamstown	3

**CALLS WITHIN ALL
MUTUAL AID AREAS**

Only REVIEWED incidents included



Township of Spring / Wyomissing Fire Rescue

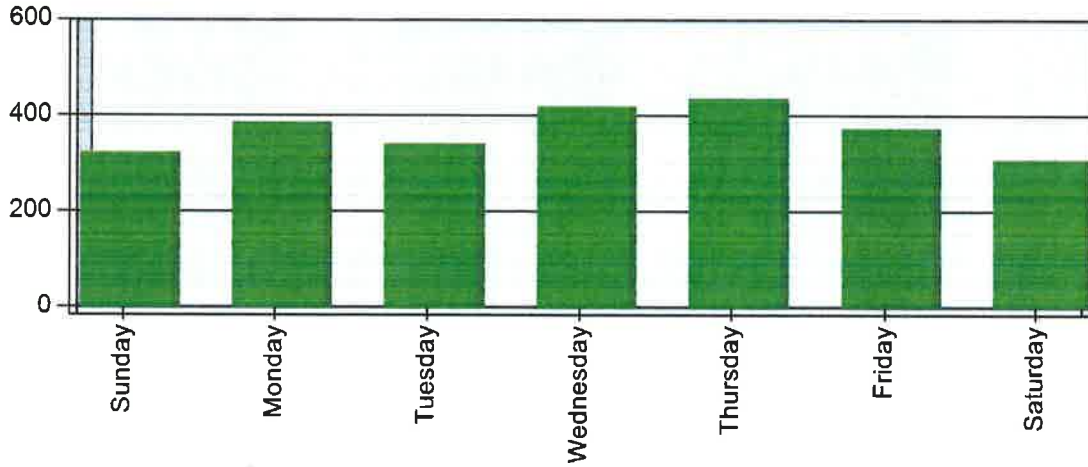


West Lawn, PA

This report was generated on 1/15/2021 11:10:17 AM

Incidents by Day of the Week for Date Range

Start Date: 01/01/2020 | End Date: 12/31/2020



DAY OF THE WEEK	# INCIDENTS
Sunday	324
Monday	387
Tuesday	342
Wednesday	420
Thursday	437
Friday	375
Saturday	309
TOTAL	2594

Only REVIEWED incidents included



emergencyreporting.com

Doc Id: 445

Page # 1 of 1

Township of Spring / Wyomissing Fire Rescue

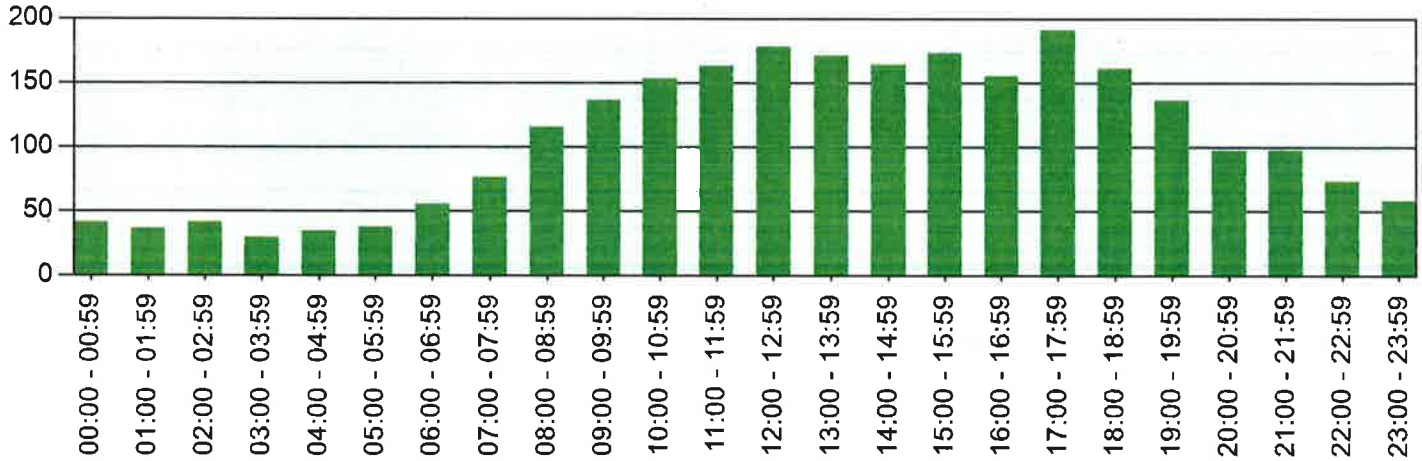
West Lawn, PA

This report was generated on 1/15/2021 11:11:14 AM



Incidents by Hour for Station for Date Range

Station: All Stations | Start Date: 01/01/2020 | End Date: 12/31/2020



Hour	# Incidents
00:00 - 00:59	42
01:00 - 01:59	37
02:00 - 02:59	42
03:00 - 03:59	30
04:00 - 04:59	35
05:00 - 05:59	38
06:00 - 06:59	56
07:00 - 07:59	77
08:00 - 08:59	116
09:00 - 09:59	137
10:00 - 10:59	154
11:00 - 11:59	164
12:00 - 12:59	179
13:00 - 13:59	172
14:00 - 14:59	165
15:00 - 15:59	174
16:00 - 16:59	156
17:00 - 17:59	192
18:00 - 18:59	162
19:00 - 19:59	137
20:00 - 20:59	98
21:00 - 21:59	98
22:00 - 22:59	74
23:00 - 23:59	59

Only REVIEWED incidents included.

