



**TOWNSHIP OF SPRING / WYOMISSING  
FIRE RESCUE**

**YEAR END REPORT  
2019**



**TOWNSHIP OF SPRING FIRE RESCUE**  
**WYOMISSING FIRE DEPARTMENT**  
2301 Monroe Avenue  
West Lawn, PA 19609  
610-898-1452

1259 Penn Avenue  
Wyomissing, PA 19610  
610-375-4436

## 2019 Year End Report

2019 was another busy year for the Township of Spring Fire Rescue Service and Wyomissing Fire Department. Below is a summary of the attached report.

I would like to thank the Township Supervisors and Borough Council for your continued commitment allowing us to provide the best Fire/Rescue protection to the Township and Borough.

### TOTAL RESPONSE: 2,892 (2018 – 2505)

Township Responses: **1,303** (2018 – 1,095)

Borough Responses: **1,011** (2018 – 888)

Mutual Aid Responses: **578** (2018 – 522)

### OVERLAPPING RESPONSE: 1,014 – 35.06%

### NFPA 1720 COMPLIANCE

*NFPA 1720 requires Combination Fire Departments (Paid and Volunteer) to be on the scene of an incident with fifteen (15) personnel in nine (9) minutes, ninety (90) percent of the time.*

Average Turnout Time (Dispatched to Enroute): **0:01:46**

Average Response Time (Dispatched to Arrival): **0:06:51**

Average TSFRS/WFD Personnel Count per Incident: **5.8**

**COMPASSION \* INTEGRITY \* RESPECT \* SERVICE**

## **FIRE LOSS**

Total Fire Loss: **\$1,700,324.00**

Total Property Saved: **\$31,417,633.00**

Township Property Loss: **\$457,700.00**

Township Property Saved: **\$12,380,533.00**

Borough Property Loss: **\$1,242,624.00**

Borough Property Saved: **\$19,037,100.00**

## **Total QRS Responses: 897**

Township Patient Contact (QRS): **300** *(Total Township QRS Responses 525)*

Borough Patient Contact (QRS): **201** *(Total Borough QRS Responses 372)*

## **Total Personnel Hours for Incidents: 6,733 Hours and 05 Minute**

Volunteer Hours: **1,347 Hours and 47 Minutes**

Fire Police Hours: **1,271 Hours and 25 Minutes**

Career Hours: **4,114 Hours and 33 Minutes**

## **Total Personnel Hours for Training: 2,026 Hours and 16 Minute**

Volunteer Hours: **513 Hours and 10 Minutes**

Fire Police Hours: **90 Hours and 06 Minutes**

Career Hours: **1,423 hours and 0 minutes**

## **Total Fire Safety Inspections: 934**

Township Fire Safety Inspections: **573**

Borough Fire Safety Inspections: **361**

**COMPASSION \* INTEGRITY \* RESPECT \* SERVICE**

**Total Fires Investigated: 45**

Township of Spring Fires Investigated: 22

Wyomissing Borough Fires Investigated: 23

**Total Fire Prevention Events: 54**

Total Fire Prevention Hours: 613 Hours

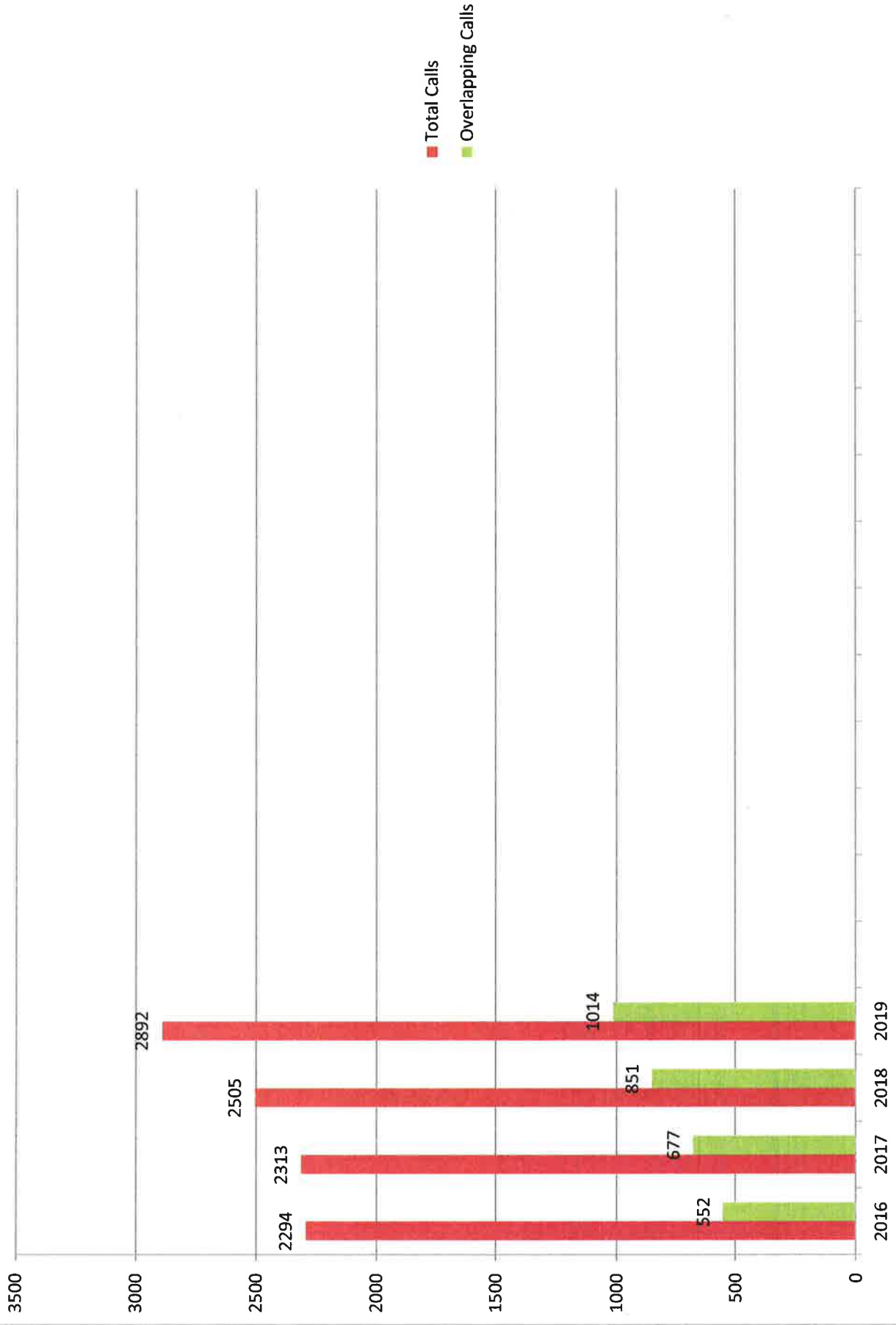
Total Fire Prevention Contacts: 9,336

Smoke Detectors Installed: 199

Carbon Monoxide Detectors Installed: 101

Detector Battery Replacement: 24

# Incident / Overlapping Response 2016 to Present



# Township of Spring / Wyomissing Fire Rescue

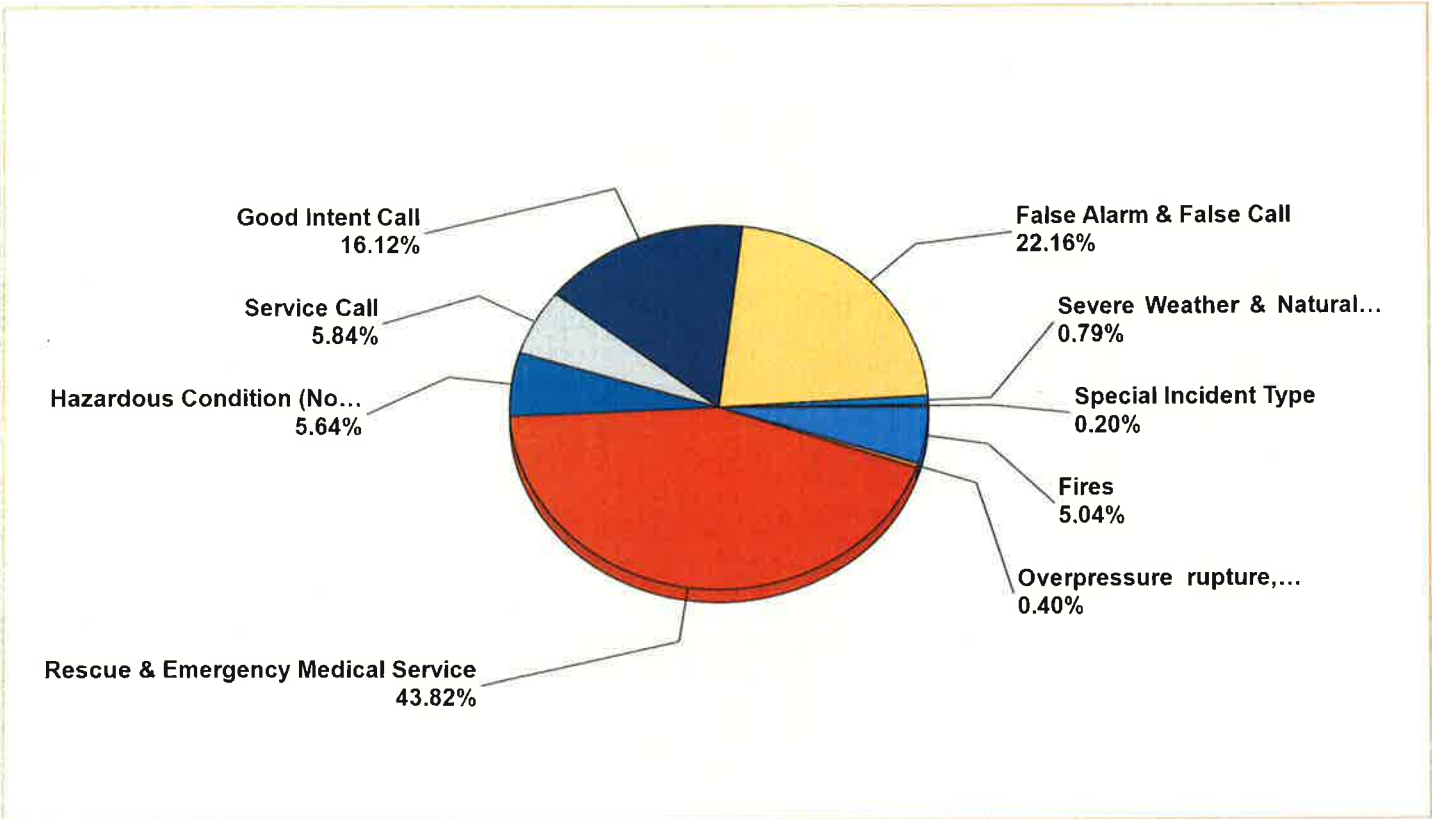
West Lawn, PA

This report was generated on 1/28/2020 1:36:59 PM



## Breakdown by Major Incident Types for Date Range

Zone(s): 3901 - Box 3901, 3902 - Box 3902, 3903 - Box 3903, 3904 - Box 3904, 3905 - Box 3905 and 5 more | Start Date: 01/01/2019 | End Date: 12/31/2019



MAJOR INCIDENT TYPE	# INCIDENTS	% of TOTAL
Fires	51	5.04%
Overpressure rupture, explosion, overheating - no fire	4	0.40%
Rescue & Emergency Medical Service	443	43.82%
Hazardous Condition (No Fire)	57	5.64%
Service Call	59	5.84%
Good Intent Call	163	16.12%
False Alarm & False Call	224	22.16%
Severe Weather & Natural Disaster	8	0.79%
Special Incident Type	2	0.20%
<b>TOTAL</b>	<b>1011</b>	<b>100.00%</b>

## CALLS WITHIN THE BOROUGH OF WYOMISSING

Only REVIEWED incidents included. Summary results for a major incident type are not displayed if the count is zero. Does not include Imported data.

**Detailed Breakdown by Incident Type**

<b>INCIDENT TYPE</b>	<b># INCIDENTS</b>	<b>% of TOTAL</b>
100 - Fire, other	4	0.40%
111 - Building fire	10	0.99%
113 - Cooking fire, confined to container	20	1.98%
114 - Chimney or flue fire, confined to chimney or flue	1	0.10%
116 - Fuel burner/boiler malfunction, fire confined	1	0.10%
117 - Commercial Compactor fire, confined to rubbish	1	0.10%
118 - Trash or rubbish fire, contained	1	0.10%
131 - Passenger vehicle fire	2	0.20%
132 - Road freight or transport vehicle fire	1	0.10%
140 - Natural vegetation fire, other	2	0.20%
142 - Brush or brush-and-grass mixture fire	4	0.40%
150 - Outside rubbish fire, other	1	0.10%
151 - Outside rubbish, trash or waste fire	1	0.10%
160 - Special outside fire, other	1	0.10%
162 - Outside equipment fire	1	0.10%
200 - Overpressure rupture, explosion, overheat other	1	0.10%
251 - Excessive heat, scorch burns with no ignition	3	0.30%
311 - Medical assist, assist EMS crew	20	1.98%
321 - EMS call, excluding vehicle accident with injury	263	26.01%
322 - Motor vehicle accident with injuries	67	6.63%
323 - Motor vehicle/pedestrian accident (MV Ped)	7	0.69%
324 - Motor vehicle accident with no injuries.	60	5.93%
331 - Lock-in (if lock out , use 511 )	6	0.59%
352 - Extrication of victim(s) from vehicle	4	0.40%
353 - Removal of victim(s) from stalled elevator	9	0.89%
357 - Extrication of victim(s) from machinery	1	0.10%
360 - Water & ice-related rescue, other	1	0.10%
363 - Swift water rescue	5	0.49%
400 - Hazardous condition, other	8	0.79%
411 - Gasoline or other flammable liquid spill	6	0.59%
412 - Gas leak (natural gas or LPG)	8	0.79%
413 - Oil or other combustible liquid spill	1	0.10%
422 - Chemical spill or leak	1	0.10%
424 - Carbon monoxide incident	5	0.49%
440 - Electrical wiring/equipment problem, other	7	0.69%
441 - Heat from short circuit (wiring), defective/worn	1	0.10%
442 - Overheated motor	2	0.20%
444 - Power line down	10	0.99%
445 - Arcing, shorted electrical equipment	6	0.59%
460 - Accident, potential accident, other	2	0.20%
500 - Service Call, other	9	0.89%
511 - Lock-out	6	0.59%
520 - Water problem, other	4	0.40%
522 - Water or steam leak	2	0.20%
542 - Animal rescue	4	0.40%
550 - Public service assistance, other	10	0.99%
551 - Assist police or other governmental agency	11	1.09%
553 - Public service	7	0.69%
554 - Assist invalid	2	0.20%
555 - Defective elevator, no occupants	2	0.20%
561 - Unauthorized burning	2	0.20%
600 - Good intent call, other	2	0.20%
611 - Dispatched & cancelled en route	109	10.78%
622 - No incident found on arrival at dispatch address	31	3.07%
650 - Steam, other gas mistaken for smoke, other	2	0.20%

Only REVIEWED incidents included. Summary results for a major incident type are not displayed if the count is zero. Does not include Imported data.

**Detailed Breakdown by Incident Type**

<b>INCIDENT TYPE</b>	<b># INCIDENTS</b>	<b>% of TOTAL</b>
651 - Smoke scare, odor of smoke	10	0.99%
652 - Steam, vapor, fog or dust thought to be smoke	1	0.10%
653 - Smoke from barbecue, tar kettle	2	0.20%
671 - HazMat release investigation w/no HazMat	6	0.59%
710 - Malicious, mischievous false call, other	2	0.20%
733 - Smoke detector activation due to malfunction	4	0.40%
735 - Alarm system sounded due to malfunction	55	5.44%
736 - CO detector activation due to malfunction	4	0.40%
740 - Unintentional transmission of alarm, other	6	0.59%
741 - Sprinkler activation, no fire - unintentional	4	0.40%
743 - Smoke detector activation, no fire - unintentional	9	0.89%
744 - Detector activation, no fire - unintentional	1	0.10%
745 - Alarm system activation, no fire - unintentional	132	13.06%
746 - Carbon monoxide detector activation, no CO	7	0.69%
811 - Earthquake assessment	1	0.10%
812 - Flood assessment	5	0.49%
813 - Wind storm, tornado/hurricane assessment	2	0.20%
911 - Citizen complaint	2	0.20%
<b>TOTAL INCIDENTS:</b>	<b>1011</b>	<b>100.00%</b>

Only REVIEWED incidents included. Summary results for a major incident type are not displayed if the count is zero. Does not include Imported data.



# Township of Spring / Wyomissing Fire Rescue

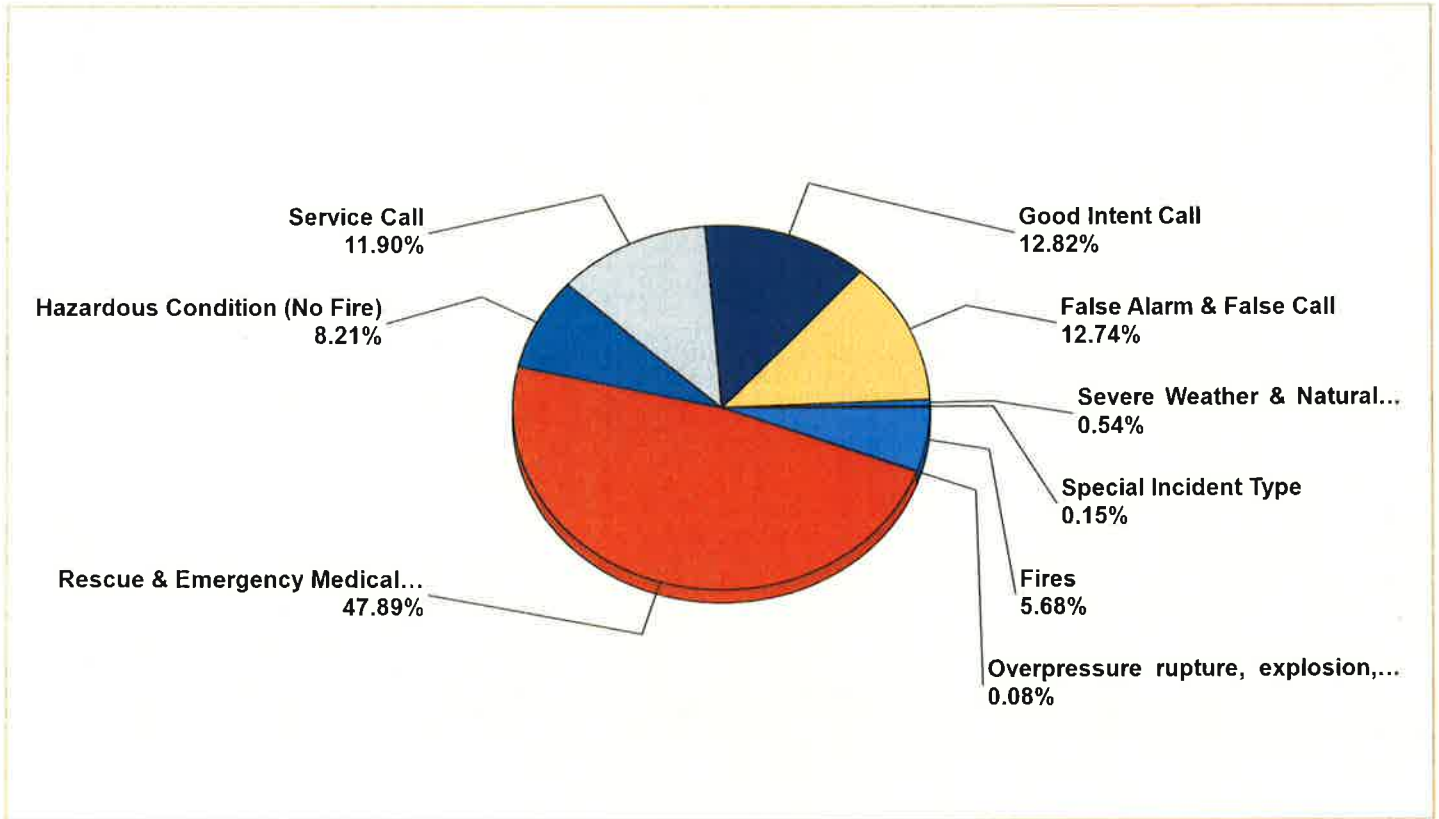
West Lawn, PA

This report was generated on 1/28/2020 1:38:28 PM



## Breakdown by Major Incident Types for Date Range

Zone(s): 4301 - Box 4301, 4302 - Box 4302, 4303 - Box 4303, 4304 - Box 4304, 4305 - Box 4305 and 10 more | Start Date: 01/01/2019 | End Date: 12/31/2019



MAJOR INCIDENT TYPE	# INCIDENTS	% of TOTAL
Fires	74	5.68%
Overpressure rupture, explosion, overheating - no fire	1	0.08%
Rescue & Emergency Medical Service	624	47.89%
Hazardous Condition (No Fire)	107	8.21%
Service Call	155	11.90%
Good Intent Call	167	12.82%
False Alarm & False Call	166	12.74%
Severe Weather & Natural Disaster	7	0.54%
Special Incident Type	2	0.15%
<b>TOTAL</b>	<b>1303</b>	<b>100.00%</b>

## CALLS WITHIN THE TOWNSHIP OF SPRING

Only REVIEWED incidents included. Summary results for a major incident type are not displayed if the count is zero. Does not include Imported data.

### Detailed Breakdown by Incident Type

INCIDENT TYPE	# INCIDENTS	% of TOTAL
111 - Building fire	10	0.77%
113 - Cooking fire, confined to container	26	2.00%
116 - Fuel burner/boiler malfunction, fire confined	6	0.46%
118 - Trash or rubbish fire, contained	1	0.08%
131 - Passenger vehicle fire	8	0.61%
140 - Natural vegetation fire, other	10	0.77%
142 - Brush or brush-and-grass mixture fire	7	0.54%
143 - Grass fire	1	0.08%
150 - Outside rubbish fire, other	2	0.15%
151 - Outside rubbish, trash or waste fire	3	0.23%
251 - Excessive heat, scorch burns with no ignition	1	0.08%
311 - Medical assist, assist EMS crew	39	2.99%
321 - EMS call, excluding vehicle accident with injury	416	31.93%
322 - Motor vehicle accident with injuries	86	6.60%
323 - Motor vehicle/pedestrian accident (MV Ped)	1	0.08%
324 - Motor vehicle accident with no injuries.	67	5.14%
350 - Extrication, rescue, other	4	0.31%
352 - Extrication of victim(s) from vehicle	5	0.38%
353 - Removal of victim(s) from stalled elevator	3	0.23%
357 - Extrication of victim(s) from machinery	1	0.08%
360 - Water & ice-related rescue, other	1	0.08%
372 - Trapped by power lines	1	0.08%
400 - Hazardous condition, other	20	1.53%
411 - Gasoline or other flammable liquid spill	1	0.08%
412 - Gas leak (natural gas or LPG)	25	1.92%
413 - Oil or other combustible liquid spill	3	0.23%
424 - Carbon monoxide incident	13	1.00%
440 - Electrical wiring/equipment problem, other	4	0.31%
441 - Heat from short circuit (wiring), defective/worn	2	0.15%
442 - Overheated motor	7	0.54%
443 - Breakdown of light ballast	1	0.08%
444 - Power line down	21	1.61%
445 - Arcing, shorted electrical equipment	6	0.46%
461 - Building or structure weakened or collapsed	3	0.23%
463 - Vehicle accident, general cleanup	1	0.08%
511 - Lock-out	4	0.31%
520 - Water problem, other	9	0.69%
521 - Water evacuation	4	0.31%
522 - Water or steam leak	3	0.23%
531 - Smoke or odor removal	1	0.08%
542 - Animal rescue	10	0.77%
550 - Public service assistance, other	17	1.30%
551 - Assist police or other governmental agency	42	3.22%
553 - Public service	59	4.53%
561 - Unauthorized burning	6	0.46%
600 - Good intent call, other	4	0.31%
611 - Dispatched & cancelled en route	125	9.59%
622 - No incident found on arrival at dispatch address	13	1.00%
631 - Authorized controlled burning	5	0.38%
650 - Steam, other gas mistaken for smoke, other	2	0.15%
651 - Smoke scare, odor of smoke	8	0.61%
652 - Steam, vapor, fog or dust thought to be smoke	3	0.23%
671 - HazMat release investigation w/no HazMat	7	0.54%
700 - False alarm or false call, other	1	0.08%
714 - Central station, malicious false alarm	1	0.08%

Only REVIEWED incidents included. Summary results for a major incident type are not displayed if the count is zero. Does not include Imported data.

**Detailed Breakdown by Incident Type**

<b>INCIDENT TYPE</b>	<b># INCIDENTS</b>	<b>% of TOTAL</b>
731 - Sprinkler activation due to malfunction	3	0.23%
733 - Smoke detector activation due to malfunction	3	0.23%
735 - Alarm system sounded due to malfunction	57	4.37%
736 - CO detector activation due to malfunction	11	0.84%
740 - Unintentional transmission of alarm, other	1	0.08%
743 - Smoke detector activation, no fire - unintentional	7	0.54%
745 - Alarm system activation, no fire - unintentional	58	4.45%
746 - Carbon monoxide detector activation, no CO	24	1.84%
811 - Earthquake assessment	2	0.15%
812 - Flood assessment	4	0.31%
813 - Wind storm, tornado/hurricane assessment	1	0.08%
911 - Citizen complaint	2	0.15%
<b>TOTAL INCIDENTS:</b>	<b>1303</b>	<b>100.00%</b>

Only REVIEWED incidents included. Summary results for a major incident type are not displayed if the count is zero. Does not include Imported data.

# Township of Spring / Wyomissing Fire Rescue



West Lawn, PA

This report was generated on 1/28/2020 1:40:54 PM

## Mutual or Automatic Aid Given per Zone for Date Range

Start Date: 01/01/2019 | End Date: 12/31/2019

ZONE	INCIDENT COUNT
07 - Birdsboro / Kulptown Fire Company	3
08 - Alsace Manor Fire Company	1
10 - Goodwill Hyde Park	57
11 - Temple Fire Company	11
13 - Central Fire Company of Laureldale	8
18044 - Western Berks Fire Department	86
18045 - Western Berks Fire Department	41
18046 - Western Berks Fire Department	39
18053 - Western Berks Fire Department	63
19 - Earl Township Fire Company	1
25 - Exeter Township Fire Department	1
26 - Robeson Fire Company	1
30 - Mount Pleasant Fire Company	1
36 - Shillington Fire Company	4
37 - Leesport Fire Company	15
42 - Cumru Township Fire Department	58
47 - Womelsdorf Fire Company	1
55 - Greenfields Fire Company	49
57 - Mohnnton Fire Company	15
64 - West Reading Fire Company	95

Only REVIEWED incidents included



emergencyreporting.com

Doc Id: 479

Page # 1

ZONE	INCIDENT COUNT
69 - Kenhorst Fire Company	13
72 - Brecknock Fire Company	3
777 - City of Reading FIRE	9
LA 11 - Lancaster 11 - Adamstown	2
LA 17-1 - Lancaster 17-1 - Reamstown	1

Only REVIEWED incidents included

# Township of Spring / Wyomissing Fire Rescue

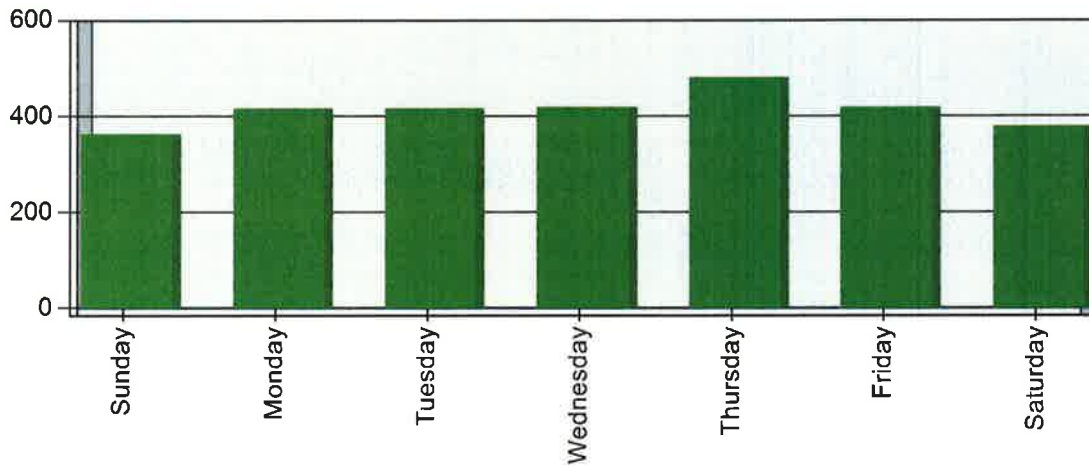


West Lawn, PA

This report was generated on 1/28/2020 2:52:07 PM

## Incidents by Day of the Week for Date Range

Start Date: 01/01/2019 | End Date: 12/31/2019



DAY OF THE WEEK	# INCIDENTS
Sunday	363
Monday	416
Tuesday	416
Wednesday	419
Thursday	481
Friday	418
Saturday	379
<b>TOTAL</b>	<b>2892</b>

Only REVIEWED incidents included

# Township of Spring / Wyomissing Fire Rescue

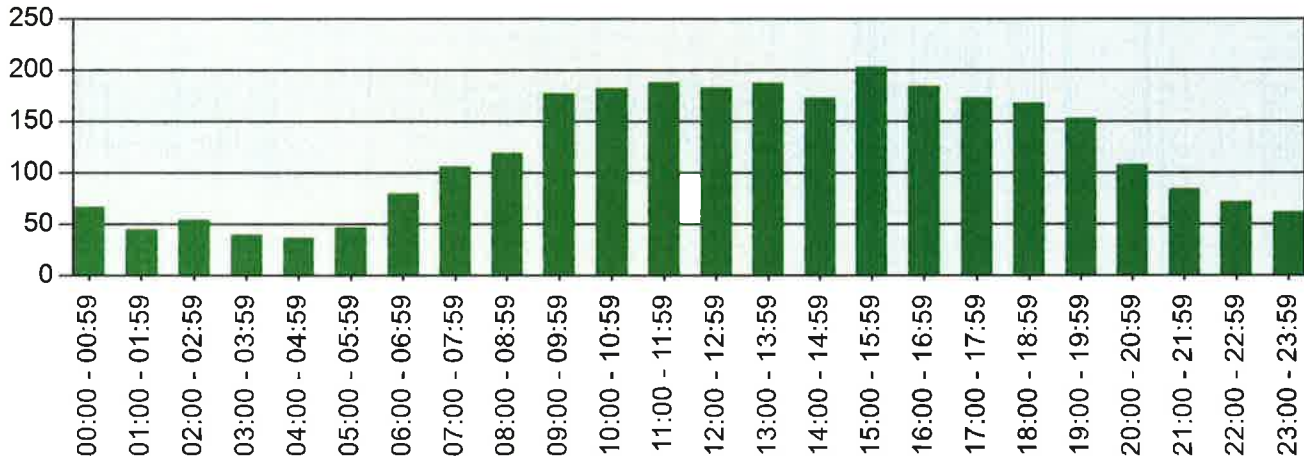
West Lawn, PA

This report was generated on 1/28/2020 2:52:51 PM



## Incidents by Hour for Station for Date Range

Station: All Stations | Start Date: 01/01/2019 | End Date: 12/31/2019



HOUR	# INCIDENTS
00:00 - 00:59	67
01:00 - 01:59	45
02:00 - 02:59	54
03:00 - 03:59	40
04:00 - 04:59	37
05:00 - 05:59	47
06:00 - 06:59	80
07:00 - 07:59	106
08:00 - 08:59	119
09:00 - 09:59	177
10:00 - 10:59	182
11:00 - 11:59	188
12:00 - 12:59	183
13:00 - 13:59	187
14:00 - 14:59	173
15:00 - 15:59	203
16:00 - 16:59	184
17:00 - 17:59	173
18:00 - 18:59	168
19:00 - 19:59	153
20:00 - 20:59	108
21:00 - 21:59	84
22:00 - 22:59	72
23:00 - 23:59	62

Only REVIEWED incidents included.



**EMERGENCY REPORTING**

emergencyreporting.com

Doc Id: 1010

Page # 1