



**TOWNSHIP OF SPRING / WYOMISSING
FIRE RESCUE**

**YEAR END REPORT
2017**



TOWNSHIP OF SPRING FIRE RESCUE
WYOMISSING FIRE DEPARTMENT
2301 Monroe Avenue
West Lawn, PA 19609
610-898-1452

1259 Penn Avenue
Wyomissing, PA 19610
610-375-4436

2017 Year End Report

2017 was another busy year for the Township of Spring Fire Rescue Service and Wyomissing Fire Department. Below is a summary of the attached report.

I would like to thank the Township Supervisors and Borough Council for your continued commitment allowing us to provide the best Fire/Rescue protection to the Township and Borough.

TOTAL RESPONSE: 2,313

Township Responses: **1,079**

Borough Responses: **787**

Mutual Aid Responses: **447**

OVERLAPPING RESPONSE: 677 – 29.27%

NFPA 1720 COMPLIANCE

NFPA 1720 requires Combination Fire Departments (Paid and Volunteer) to be on the scene of an incident with fifteen (15) personnel in nine (9) minutes, ninety (90) percent of the time.

Average Turnout Time (Dispatched to Enroute): **0:01:56**

Average Response Time (Dispatched to Arrival): **0:06:46**

COMPASSION * INTEGRITY * RESPECT * SERVICE

FIRE LOSS

Total Fire Loss: **\$416,570.00**

Total Property Saved: **\$1,013,215,518.00**

Township Property Loss: **\$366,970.00**

Township Property Saved: **\$345,000,520.00**

Borough Property Loss: **\$49,600.00**

Borough Property Saved: **\$668,214,998.00**

Total QRS Responses: 611

Township Patient Contact (QRS): 327

Borough Patient Contact (QRS): 284

Total Personnel Hours for Incidents: 6,730 Hours and 03 Minute

Volunteer Hours: 1,599 Hours and 28 Minutes

Fire Police Hours: 1,529 Hours and 14 Minutes

Career Hours: 3,601 Hours and 21 Minutes

Total Personnel Hours for Training: 4,184 Hours and 57 Minute

Volunteer Hours: 1,639 Hours and 37 Minutes

Fire Police Hours: 81 Hours and 13 Minutes

Career Hours: 2,464 hours and 07 minutes

Total Fire Safety Inspections: 980

Township Fire Safety Inspections: 557

Borough Fire Safety Inspections: 423

COMPASSION * INTEGRITY * RESPECT * SERVICE

Total Fires Investigated: 36

Township Fires Investigated: **22**

Borough Fires Investigated: **14**

Total Fire Prevention Events: 73

Total Fire Prevention Hours: **716 Hours**

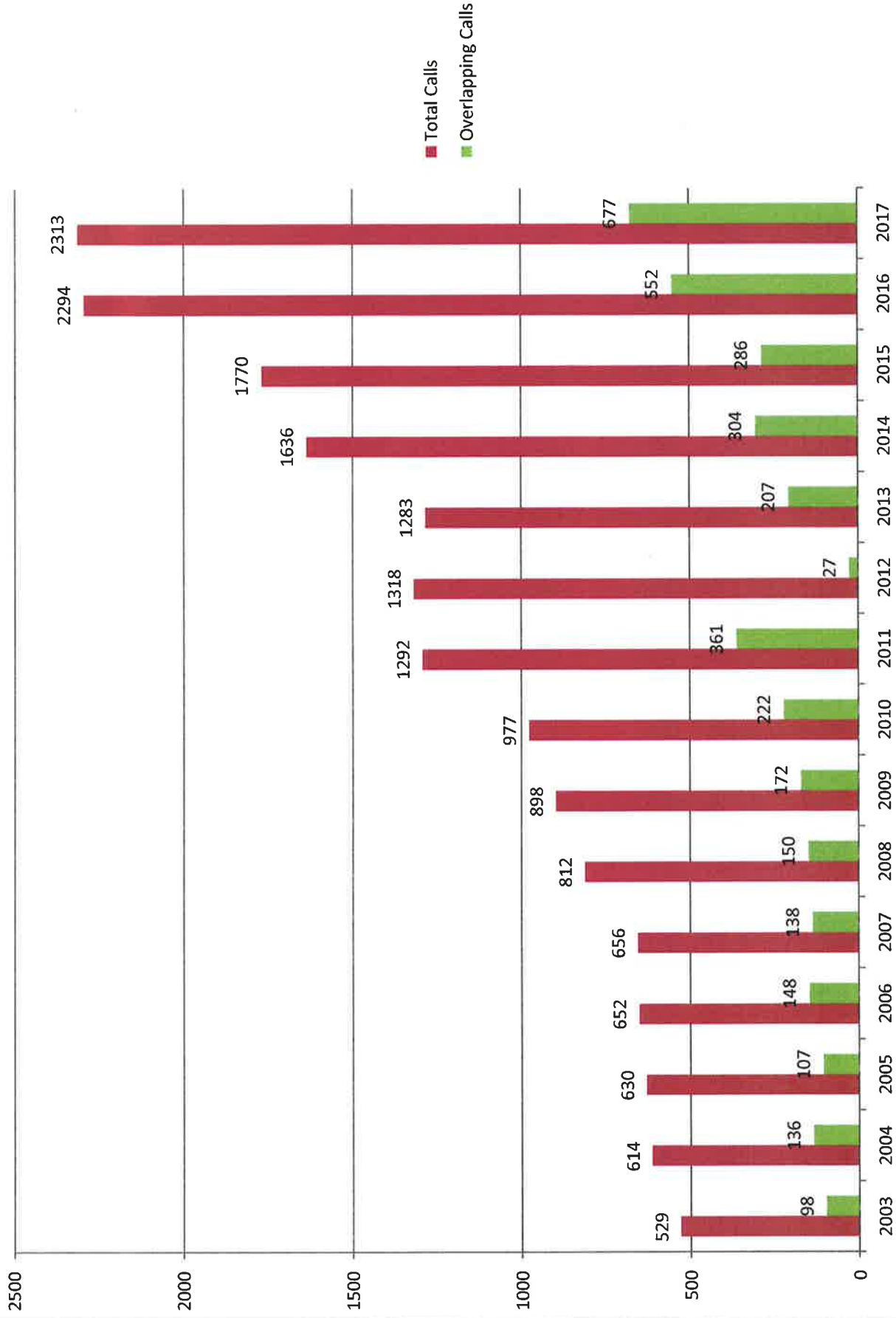
Total Fire Prevention Contacts: **25,177**

Smoke Detectors Installed: **265**

Carbon Monoxide Detectors Installed: **157**

Detector Battery Replacement: **34**

Incident / Overlapping Response 2003 to Present



Township of Spring / Wyomissing Fire Rescue

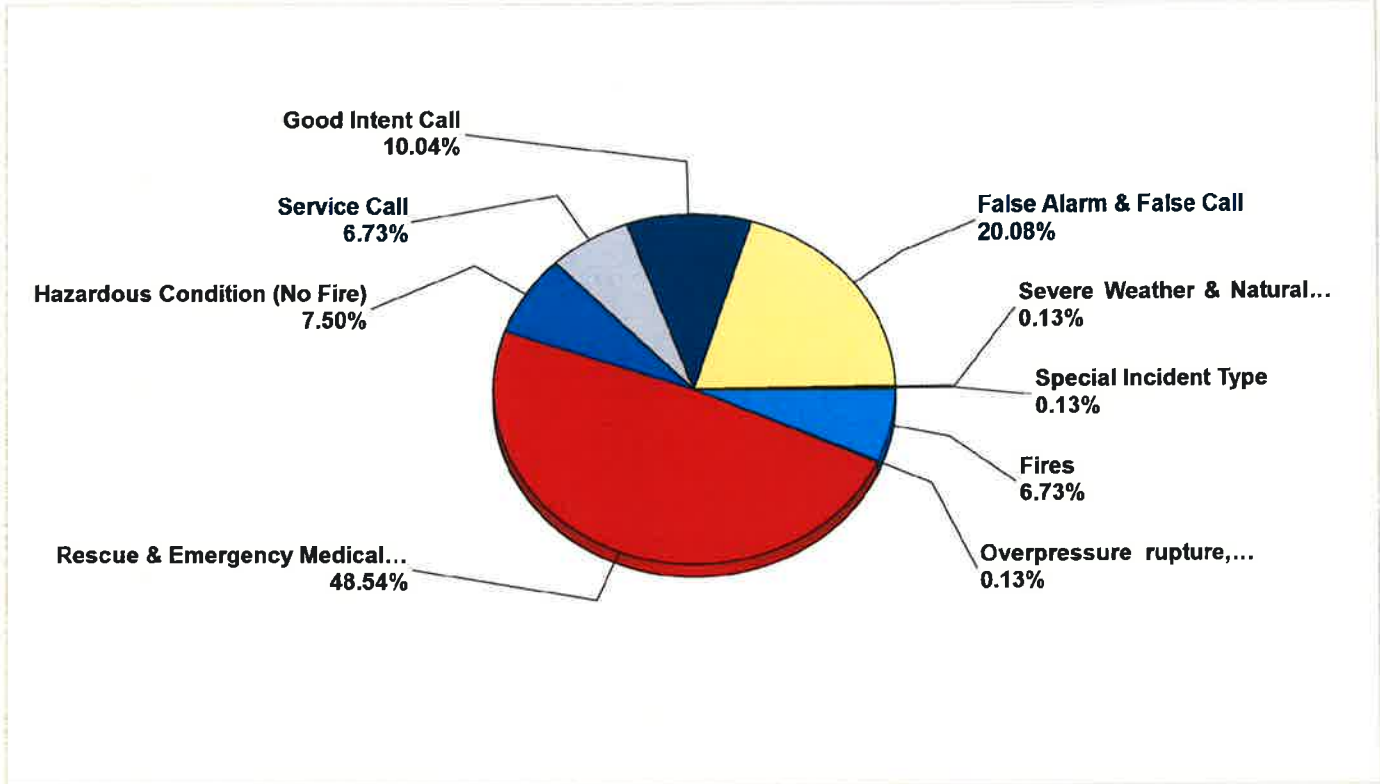
West Lawn, PA

This report was generated on 1/10/2018 2:24:22 PM



Breakdown by Major Incident Types for Date Range

Zone(s): 3901 - Box 3901, 3902 - Box 3902, 3903 - Box 3903, 3904 - Box 3904, 3905 - Box 3905 and 5 more | Start Date: 01/01/2017 | End Date: 12/31/2017



MAJOR INCIDENT TYPE	# INCIDENTS	% of TOTAL
Fires	53	6.73%
Overpressure rupture, explosion, overheating - no fire	1	0.13%
Rescue & Emergency Medical Service	382	48.54%
Hazardous Condition (No Fire)	59	7.50%
Service Call	53	6.73%
Good Intent Call	79	10.04%
False Alarm & False Call	158	20.08%
Severe Weather & Natural Disaster	1	0.13%
Special Incident Type	1	0.13%
TOTAL	787	100.00%

CALLS WITHIN THE BOROUGH OF WYOMISSING

Only REVIEWED incidents included. Summary results for a major incident type are not displayed if the count is zero.

Detailed Breakdown by Incident Type

INCIDENT TYPE	# INCIDENTS	% of TOTAL
100 - Fire, other	2	0.25%
111 - Building fire	6	0.76%
113 - Cooking fire, confined to container	25	3.18%
114 - Chimney or flue fire, confined to chimney or flue	2	0.25%
116 - Fuel burner/boiler malfunction, fire confined	1	0.13%
118 - Trash or rubbish fire, contained	2	0.25%
131 - Passenger vehicle fire	5	0.64%
132 - Road freight or transport vehicle fire	1	0.13%
138 - Off-road vehicle or heavy equipment fire	1	0.13%
140 - Natural vegetation fire, other	6	0.76%
142 - Brush or brush-and-grass mixture fire	2	0.25%
240 - Explosion (no fire), other	1	0.13%
300 - Rescue, EMS incident, other	3	0.38%
311 - Medical assist, assist EMS crew	13	1.65%
321 - EMS call, excluding vehicle accident with injury	228	28.97%
322 - Motor vehicle accident with injuries	63	8.01%
323 - Motor vehicle/pedestrian accident (MV Ped)	1	0.13%
324 - Motor vehicle accident with no injuries.	60	7.62%
331 - Lock-in (if lock out , use 511)	2	0.25%
350 - Extrication, rescue, other	1	0.13%
352 - Extrication of victim(s) from vehicle	5	0.64%
353 - Removal of victim(s) from stalled elevator	2	0.25%
357 - Extrication of victim(s) from machinery	1	0.13%
360 - Water & ice-related rescue, other	1	0.13%
363 - Swift water rescue	2	0.25%
400 - Hazardous condition, other	6	0.76%
410 - Combustible/flammable gas/liquid condition, other	1	0.13%
411 - Gasoline or other flammable liquid spill	4	0.51%
412 - Gas leak (natural gas or LPG)	17	2.16%
413 - Oil or other combustible liquid spill	2	0.25%
424 - Carbon monoxide incident	4	0.51%
440 - Electrical wiring/equipment problem, other	10	1.27%
441 - Heat from short circuit (wiring), defective/worn	1	0.13%
442 - Overheated motor	5	0.64%
444 - Power line down	3	0.38%
445 - Arcing, shorted electrical equipment	3	0.38%
460 - Accident, potential accident, other	1	0.13%
463 - Vehicle accident, general cleanup	2	0.25%
500 - Service Call, other	15	1.91%
511 - Lock-out	8	1.02%
520 - Water problem, other	4	0.51%
521 - Water evacuation	1	0.13%
522 - Water or steam leak	1	0.13%
531 - Smoke or odor removal	1	0.13%
542 - Animal rescue	4	0.51%
550 - Public service assistance, other	2	0.25%
551 - Assist police or other governmental agency	6	0.76%
552 - Police matter	3	0.38%
553 - Public service	7	0.89%
561 - Unauthorized burning	1	0.13%
600 - Good intent call, other	3	0.38%
611 - Dispatched & cancelled en route	48	6.10%
622 - No incident found on arrival at dispatch address	22	2.80%
651 - Smoke scare, odor of smoke	1	0.13%
652 - Steam, vapor, fog or dust thought to be smoke	1	0.13%

Only REVIEWED incidents included. Summary results for a major incident type are not displayed if the count is zero.

Detailed Breakdown by Incident Type

INCIDENT TYPE	# INCIDENTS	% of TOTAL
653 - Smoke from barbecue, tar kettle	1	0.13%
671 - HazMat release investigation w/no HazMat	3	0.38%
700 - False alarm or false call, other	1	0.13%
714 - Central station, malicious false alarm	2	0.25%
730 - System malfunction, other	1	0.13%
733 - Smoke detector activation due to malfunction	3	0.38%
735 - Alarm system sounded due to malfunction	48	6.10%
736 - CO detector activation due to malfunction	2	0.25%
740 - Unintentional transmission of alarm, other	3	0.38%
741 - Sprinkler activation, no fire - unintentional	3	0.38%
743 - Smoke detector activation, no fire - unintentional	12	1.52%
744 - Detector activation, no fire - unintentional	1	0.13%
745 - Alarm system activation, no fire - unintentional	79	10.04%
746 - Carbon monoxide detector activation, no CO	3	0.38%
813 - Wind storm, tornado/hurricane assessment	1	0.13%
900 - Special type of incident, other	1	0.13%
TOTAL INCIDENTS:	787	100.00%

Only REVIEWED incidents included. Summary results for a major incident type are not displayed if the count is zero.

Township of Spring / Wyomissing Fire Rescue

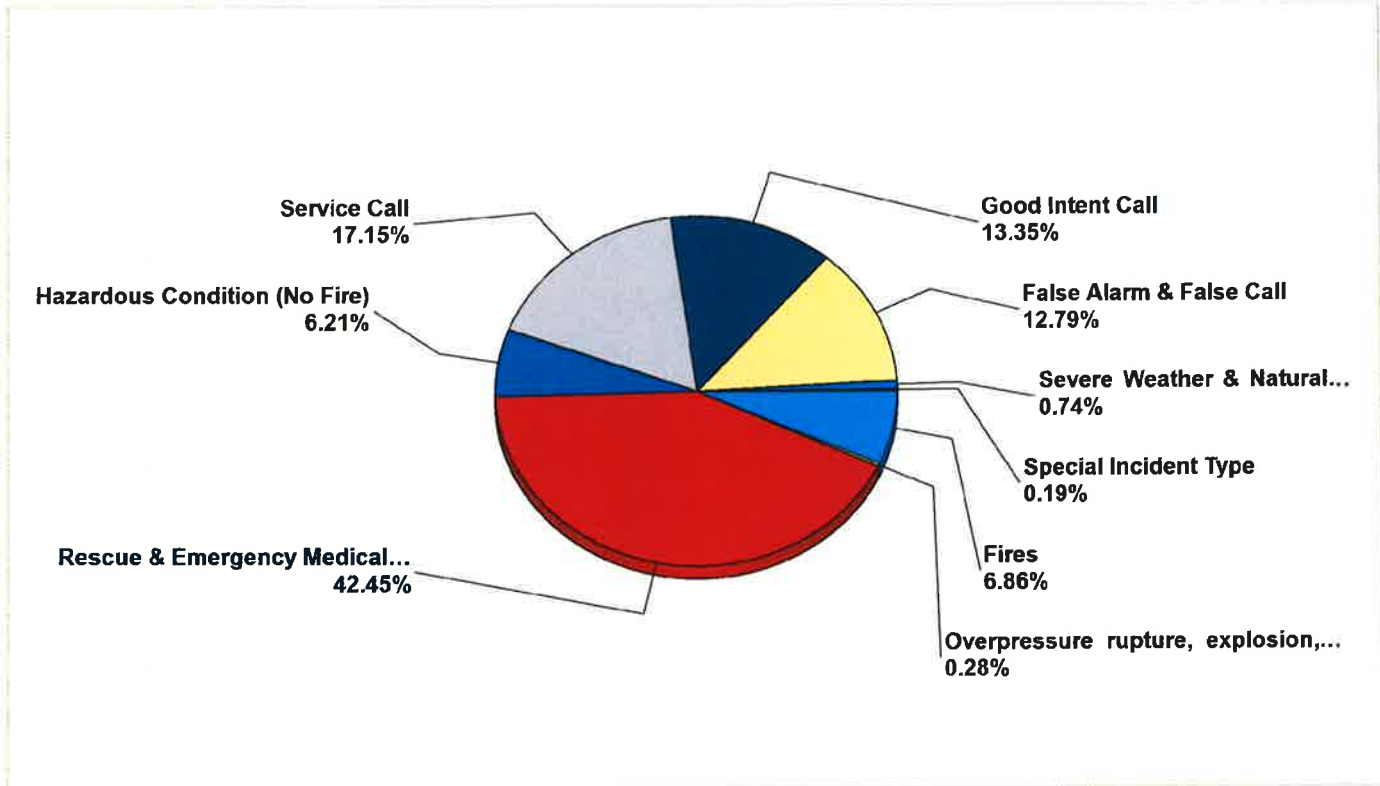


West Lawn, PA

This report was generated on 1/10/2018 2:24:49 PM

Breakdown by Major Incident Types for Date Range

Zone(s): 4301 - Box 4301, 4302 - Box 4302, 4303 - Box 4303, 4304 - Box 4304, 4305 - Box 4305 and 10 more | Start Date: 01/01/2017 | End Date: 12/31/2017



MAJOR INCIDENT TYPE	# INCIDENTS	% of TOTAL
Fires	74	6.86%
Overpressure rupture, explosion, overhear - no fire	3	0.28%
Rescue & Emergency Medical Service	458	42.45%
Hazardous Condition (No Fire)	67	6.21%
Service Call	185	17.15%
Good Intent Call	144	13.35%
False Alarm & False Call	138	12.79%
Severe Weather & Natural Disaster	8	0.74%
Special Incident Type	2	0.19%
TOTAL	1079	100.00%

CALLS WITHIN THE TOWNSHIP OF SPRING

Only REVIEWED incidents included. Summary results for a major incident type are not displayed if the count is zero.

Detailed Breakdown by Incident Type

INCIDENT TYPE	# INCIDENTS	% of TOTAL
100 - Fire, other	2	0.19%
111 - Building fire	12	1.11%
113 - Cooking fire, confined to container	30	2.78%
114 - Chimney or flue fire, confined to chimney or flue	1	0.09%
118 - Trash or rubbish fire, contained	3	0.28%
122 - Fire in motor home, camper, recreational vehicle	1	0.09%
131 - Passenger vehicle fire	5	0.46%
132 - Road freight or transport vehicle fire	1	0.09%
140 - Natural vegetation fire, other	9	0.83%
142 - Brush or brush-and-grass mixture fire	4	0.37%
143 - Grass fire	1	0.09%
151 - Outside rubbish, trash or waste fire	3	0.28%
154 - Dumpster or other outside trash receptacle fire	1	0.09%
162 - Outside equipment fire	1	0.09%
200 - Overpressure rupture, explosion, overheat other	1	0.09%
240 - Explosion (no fire), other	1	0.09%
251 - Excessive heat, scorch burns with no ignition	1	0.09%
311 - Medical assist, assist EMS crew	46	4.26%
321 - EMS call, excluding vehicle accident with injury	243	22.52%
322 - Motor vehicle accident with injuries	79	7.32%
323 - Motor vehicle/pedestrian accident (MV Ped)	2	0.19%
324 - Motor vehicle accident with no injuries.	75	6.95%
331 - Lock-in (if lock out , use 511)	1	0.09%
352 - Extrication of victim(s) from vehicle	8	0.74%
353 - Removal of victim(s) from stalled elevator	1	0.09%
354 - Trench/below-grade rescue	1	0.09%
360 - Water & ice-related rescue, other	1	0.09%
363 - Swift water rescue	1	0.09%
400 - Hazardous condition, other	7	0.65%
411 - Gasoline or other flammable liquid spill	5	0.46%
412 - Gas leak (natural gas or LPG)	17	1.58%
413 - Oil or other combustible liquid spill	4	0.37%
422 - Chemical spill or leak	1	0.09%
424 - Carbon monoxide incident	6	0.56%
440 - Electrical wiring/equipment problem, other	4	0.37%
441 - Heat from short circuit (wiring), defective/worn	1	0.09%
442 - Overheated motor	3	0.28%
443 - Breakdown of light ballast	2	0.19%
444 - Power line down	13	1.20%
445 - Arcing, shorted electrical equipment	3	0.28%
461 - Building or structure weakened or collapsed	1	0.09%
500 - Service Call, other	6	0.56%
511 - Lock-out	3	0.28%
520 - Water problem, other	5	0.46%
521 - Water evacuation	1	0.09%
522 - Water or steam leak	1	0.09%
531 - Smoke or odor removal	2	0.19%
542 - Animal rescue	9	0.83%
550 - Public service assistance, other	48	4.45%
551 - Assist police or other governmental agency	57	5.28%
553 - Public service	49	4.54%
561 - Unauthorized burning	4	0.37%
600 - Good intent call, other	3	0.28%
611 - Dispatched & cancelled en route	84	7.78%
621 - Wrong location	1	0.09%

Only REVIEWED incidents included. Summary results for a major incident type are not displayed if the count is zero.

Detailed Breakdown by Incident Type

INCIDENT TYPE	# INCIDENTS	% of TOTAL
622 - No incident found on arrival at dispatch address	25	2.32%
650 - Steam, other gas mistaken for smoke, other	1	0.09%
651 - Smoke scare, odor of smoke	10	0.93%
652 - Steam, vapor, fog or dust thought to be smoke	7	0.65%
653 - Smoke from barbecue, tar kettle	1	0.09%
671 - HazMat release investigation w/no HazMat	12	1.11%
700 - False alarm or false call, other	2	0.19%
710 - Malicious, mischievous false call, other	1	0.09%
714 - Central station, malicious false alarm	1	0.09%
721 - Bomb scare - no bomb	1	0.09%
731 - Sprinkler activation due to malfunction	1	0.09%
733 - Smoke detector activation due to malfunction	3	0.28%
735 - Alarm system sounded due to malfunction	48	4.45%
736 - CO detector activation due to malfunction	5	0.46%
740 - Unintentional transmission of alarm, other	1	0.09%
741 - Sprinkler activation, no fire - unintentional	1	0.09%
743 - Smoke detector activation, no fire - unintentional	3	0.28%
744 - Detector activation, no fire - unintentional	2	0.19%
745 - Alarm system activation, no fire - unintentional	51	4.73%
746 - Carbon monoxide detector activation, no CO	18	1.67%
800 - Severe weather or natural disaster, other	4	0.37%
813 - Wind storm, tornado/hurricane assessment	4	0.37%
911 - Citizen complaint	2	0.19%
TOTAL INCIDENTS:	1079	100.00%

Only REVIEWED incidents included. Summary results for a major incident type are not displayed if the count is zero.

Township of Spring / Wyomissing Fire Rescue



West Lawn, PA

This report was generated on 1/10/2018 2:25:49 PM

Mutual or Automatic Aid Given per Zone for Date Range

Start Date: 01/01/2017 | End Date: 12/31/2017

ZONE	INCIDENT COUNT
07 - Birdsboro / Kulptown Fire Company	3
10 - Goodwill Hyde Park	45
11 - Temple Fire Company	13
12 - Blandon Fire Company	1
13 - Central Fire Company of Laureldale	5
18044 - Western Berks Fire Department	118
18045 - Western Berks Fire Department	19
18046 - Western Berks Fire Department	14
18053 - Western Berks Fire Department	28
26 - Robesonia Fire Company	1
29 - Bernville Fire Company	1
30 - Mount Pleasant Fire Company	3
34 - Ruscombmanor Fire Company	1
36 - Shillington Fire Company	7
37 - Leesport Fire Company	6
42 - Cumru Township Fire Department	24
54 - Bethel Fire Company	1
55 - Greenfields Fire Company	49
57 - Mohnton Fire Company	15
61 - Hamburg Fire Company	1
64 - West Reading Fire Company	71

Only REVIEWED incidents included

ZONE	INCIDENT COUNT
72 - Brecknock Fire Company	3
777 - City of Reading FIRE	13
LA 11 - Lancaster 11 - Adamstown	2
LA 13 - Lancaster 13 - Denver	2
LA 33 - Lancaster 33 - Bowmansville	1

Only REVIEWED incidents included

Township of Spring / Wyomissing Fire Rescue

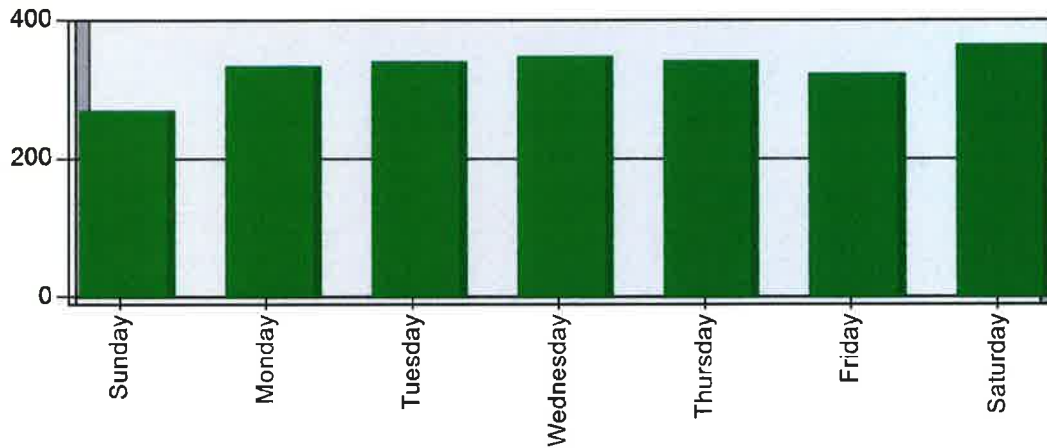


West Lawn, PA

This report was generated on 1/10/2018 2:32:45 PM

Incidents by Day of the Week for Date Range

Start Date: 01/01/2017 | End Date: 12/31/2017



DAY OF THE WEEK	# INCIDENTS
Sunday	268
Monday	333
Tuesday	339
Wednesday	347
Thursday	340
Friday	322
Saturday	364
TOTAL	2313

Only REVIEWED incidents included

Township of Spring / Wyomissing Fire Rescue

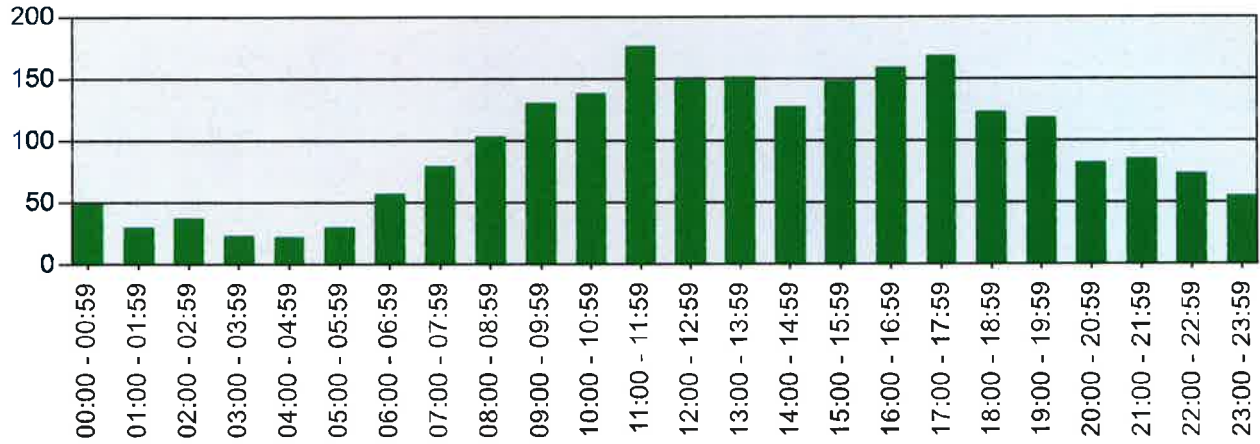
West Lawn, PA

This report was generated on 1/10/2018 2:33:12 PM



Incidents by Hour for Station for Date Range

Station: All Stations | Start Date: 01/01/2017 | End Date: 12/31/2017



Hour	# Incidents
00:00 - 00:59	49
01:00 - 01:59	30
02:00 - 02:59	37
03:00 - 03:59	23
04:00 - 04:59	22
05:00 - 05:59	30
06:00 - 06:59	57
07:00 - 07:59	79
08:00 - 08:59	103
09:00 - 09:59	130
10:00 - 10:59	138
11:00 - 11:59	176
12:00 - 12:59	150
13:00 - 13:59	151
14:00 - 14:59	127
15:00 - 15:59	148
16:00 - 16:59	159
17:00 - 17:59	168
18:00 - 18:59	123
19:00 - 19:59	118
20:00 - 20:59	82
21:00 - 21:59	85
22:00 - 22:59	73
23:00 - 23:59	55

Only REVIEWED incidents included.