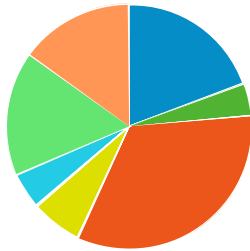


Wyomissing Consumer Spending

Consumer Spending Report (Wyomissing, Pennsylvania)

Apparel (2015)

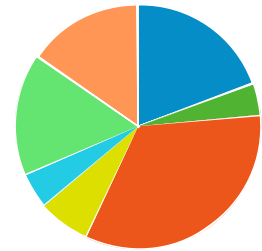
- Men's Apparel
- Boys' Apparel
- Women's Apparel
- Girls' Apparel
- Infants Apparel
- Footwear
- Apparel Services and Accessories



	\$ PER HOUSEHOLD	TOTAL \$000'S
Totals:	\$2,753	\$13,182
Men's Apparel	\$532	\$2,550
Boys' Apparel	\$117	\$562
Women's Apparel	\$917	\$4,390
Girls' Apparel	\$188	\$904
Infants Apparel	\$130	\$626
Footwear	\$450	\$2,156
Apparel Services and Accessories	\$416	\$1,994

Apparel (2020)

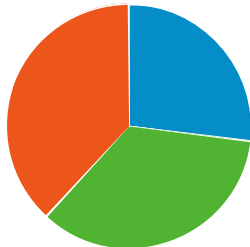
- Men's Apparel
- Boys' Apparel
- Women's Apparel
- Girls' Apparel
- Infants Apparel
- Footwear
- Apparel Services and Accessories



	\$ PER HOUSEHOLD	TOTAL \$000'S
Totals:	\$3,062	\$15,003
Men's Apparel	\$591	\$2,900
Boys' Apparel	\$130	\$639
Women's Apparel	\$1,023	\$5,013
Girls' Apparel	\$209	\$1,029
Infants Apparel	\$145	\$712
Footwear	\$491	\$2,406
Apparel Services and Accessories	\$470	\$2,305

Entertainment (2015)

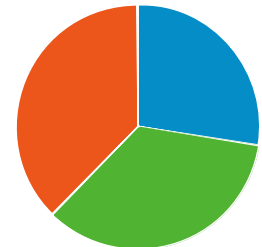
- Fees And Admissions
- Video And Audio Equipment
- Recreational Equipment And Supplies



	\$ PER HOUSEHOLD	TOTAL \$000'S
Totals:	\$4,436	\$21,235
Fees And Admissions	\$1,193	\$5,715
Video And Audio Equipment	\$1,551	\$7,425
Recreational Equipment And Supplies	\$1,690	\$8,095

Entertainment (2020)

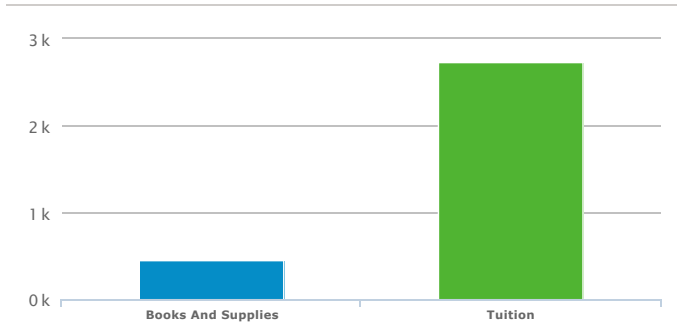
- Fees And Admissions
- Video And Audio Equipment
- Recreational Equipment And Supplies



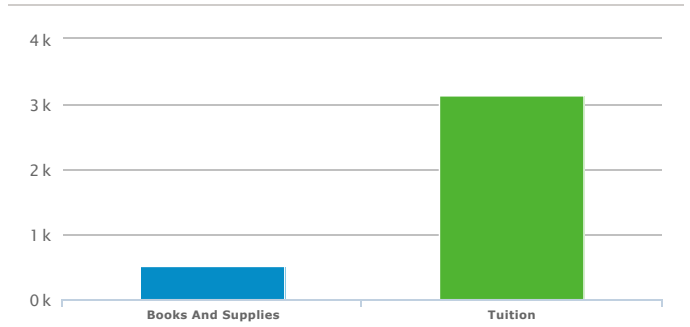
	\$ PER HOUSEHOLD	TOTAL \$000'S
Totals:	\$4,934	\$24,172
Fees And Admissions	\$1,357	\$6,648
Video And Audio Equipment	\$1,714	\$8,400
Recreational Equipment And Supplies	\$1,862	\$9,124

Education (2015)

Education (2020)

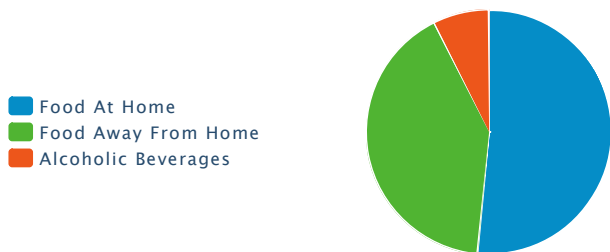


	\$ PER HOUSEHOLD	TOTAL \$000'S
Totals:	\$3,171	\$15,180
Books And Supplies	\$443	\$2,125
Tuition	\$2,727	\$13,055



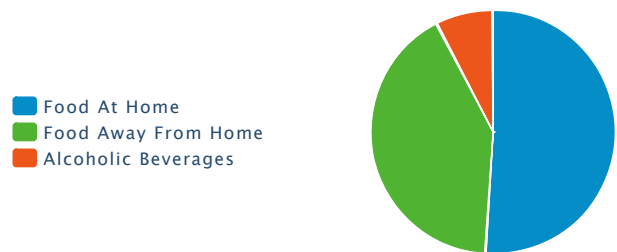
	\$ PER HOUSEHOLD	TOTAL \$000'S
Totals:	\$3,633	\$17,802
Books And Supplies	\$508	\$2,491
Tuition	\$3,125	\$15,311

Food and Beverages (2015)



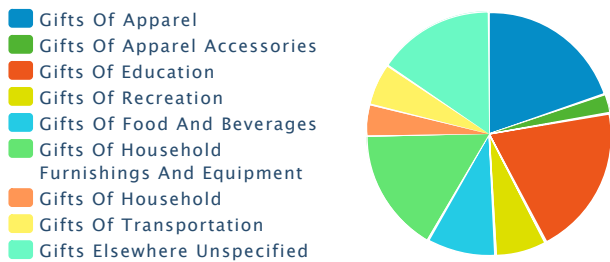
	\$ PER HOUSEHOLD	TOTAL \$000'S
Totals:	\$11,162	\$53,437
Food At Home	\$5,757	\$27,562
Food Away From Home	\$4,574	\$21,900
Alcoholic Beverages	\$830	\$3,975

Food and Beverages (2020)



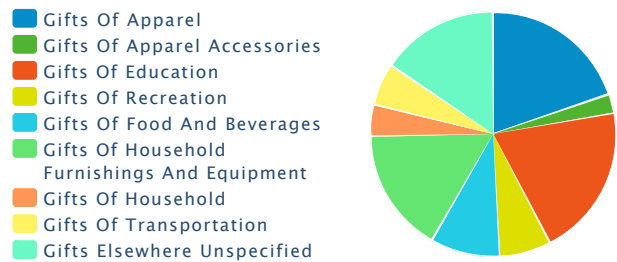
	\$ PER HOUSEHOLD	TOTAL \$000'S
Totals:	\$12,311	\$60,313
Food At Home	\$6,290	\$30,817
Food Away From Home	\$5,085	\$24,914
Alcoholic Beverages	\$935	\$4,581

Gifts (2015)



	\$ PER HOUSEHOLD	TOTAL \$000'S
Totals:	\$2,118	\$10,139
Gifts Of Apparel	\$418	\$2,003
Gifts Of Apparel Accessories	\$53	\$257
Gifts Of Education	\$425	\$2,038
Gifts Of Recreation	\$144	\$690
Gifts Of Food And Beverages	\$194	\$932
Gifts Of Household Furnishings And Equipment	\$345	\$1,655
Gifts Of Household	\$89	\$427
Gifts Of Transportation	\$117	\$563
Gifts Elsewhere Unspecified	\$328	\$1,574

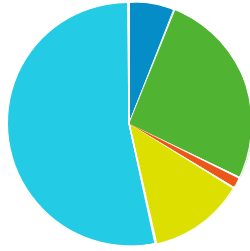
Gifts (2020)



	\$ PER HOUSEHOLD	TOTAL \$000'S
Totals:	\$2,409	\$11,803
Gifts Of Apparel	\$475	\$2,329
Gifts Of Apparel Accessories	\$60	\$299
Gifts Of Education	\$483	\$2,370
Gifts Of Recreation	\$164	\$804
Gifts Of Food And Beverages	\$221	\$1,083
Gifts Of Household Furnishings And Equipment	\$393	\$1,928
Gifts Of Household	\$101	\$496
Gifts Of Transportation	\$134	\$658
Gifts Elsewhere Unspecified	\$374	\$1,835

Household Furnishings (2015)

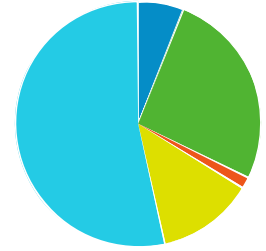
- Household Textiles
- Furniture
- Floor Coverings
- Major Appliances
- Housewares And Small Appliances



	\$ PER HOUSEHOLD	TOTAL \$000'S
Totals:	\$2,774	\$13,281
Household Textiles	\$166	\$798
Furniture	\$726	\$3,477
Floor Coverings	\$42	\$203
Major Appliances	\$356	\$1,708
Housewares And Small Appliances	\$1,481	\$7,094

Household Furnishings (2020)

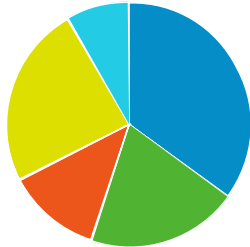
- Household Textiles
- Furniture
- Floor Coverings
- Major Appliances
- Housewares And Small Appliances



	\$ PER HOUSEHOLD	TOTAL \$000'S
Totals:	\$3,096	\$15,170
Household Textiles	\$185	\$907
Furniture	\$812	\$3,980
Floor Coverings	\$48	\$237
Major Appliances	\$396	\$1,943
Housewares And Small Appliances	\$1,654	\$8,104

Shelter (2015)

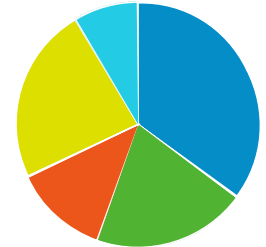
- Mortgage Interest
- Property Taxes
- Miscellaneous Owned Dwelling Costs
- Rental Costs
- Other Lodging



	\$ PER HOUSEHOLD	TOTAL \$000'S
Totals:	\$16,289	\$77,979
Mortgage Interest	\$5,703	\$27,304
Property Taxes	\$3,257	\$15,596
Miscellaneous Owned Dwelling Costs	\$2,049	\$9,810
Rental Costs	\$3,919	\$18,764
Other Lodging	\$1,358	\$6,505

Shelter (2020)

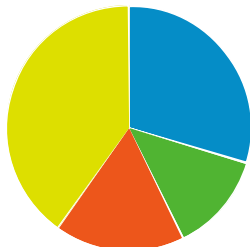
- Mortgage Interest
- Property Taxes
- Miscellaneous Owned Dwelling Costs
- Rental Costs
- Other Lodging



	\$ PER HOUSEHOLD	TOTAL \$000'S
Totals:	\$18,141	\$88,876
Mortgage Interest	\$6,381	\$31,265
Property Taxes	\$3,664	\$17,954
Miscellaneous Owned Dwelling Costs	\$2,286	\$11,202
Rental Costs	\$4,248	\$20,814
Other Lodging	\$1,559	\$7,641

Household Operations (2015)

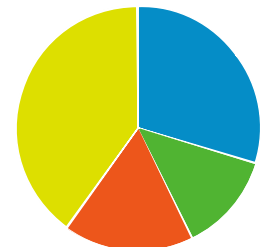
- Babysitting And Elderly Care
- Household Services
- Alimony And Child Support
- Household Supplies



	\$ PER HOUSEHOLD	TOTAL \$000'S
Totals:	\$2,387	\$11,428
Babysitting And Elderly Care	\$708	\$3,393
Household Services	\$312	\$1,494
Alimony And Child Support	\$408	\$1,957
Household Supplies	\$957	\$4,584

Household Operations (2020)

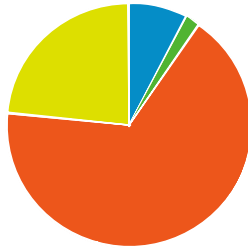
- Babysitting And Elderly Care
- Household Services
- Alimony And Child Support
- Household Supplies



	\$ PER HOUSEHOLD	TOTAL \$000'S
Totals:	\$2,691	\$13,187
Babysitting And Elderly Care	\$799	\$3,916
Household Services	\$351	\$1,723
Alimony And Child Support	\$462	\$2,263
Household Supplies	\$1,078	\$5,284

Personal Care (2015)

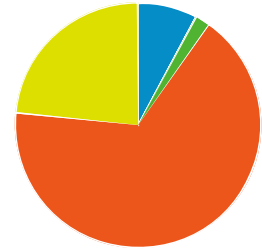
- Hair Care
- Electric Personal Care Appliances
- Personal Care Services
- Personal Care Products



	\$ PER HOUSEHOLD	TOTAL \$000'S
Totals:	\$1,008	\$4,826
Hair Care	\$78	\$377
Electric Personal Care Appliances	\$19	\$96
Personal Care Services	\$673	\$3,226
Personal Care Products	\$235	\$1,129

Personal Care (2020)

- Hair Care
- Electric Personal Care Appliances
- Personal Care Services
- Personal Care Products



	\$ PER HOUSEHOLD	TOTAL \$000'S
Totals:	\$1,115	\$5,465
Hair Care	\$87	\$427
Electric Personal Care Appliances	\$22	\$108
Personal Care Services	\$745	\$3,651
Personal Care Products	\$260	\$1,278

Utilities (2015)

- Natural Gas
- Electricity
- Fuel Oil And Other Fuels
- Telephone Service
- Other Utilities



	\$ PER HOUSEHOLD	TOTAL \$000'S
Totals:	\$5,591	\$26,768
Natural Gas	\$608	\$2,911
Electricity	\$2,101	\$10,058
Fuel Oil And Other Fuels	\$204	\$981
Telephone Service	\$1,903	\$9,111
Other Utilities	\$774	\$3,707

Utilities (2020)

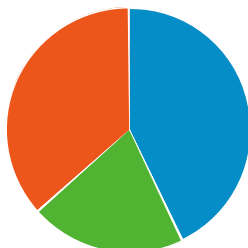
- Natural Gas
- Electricity
- Fuel Oil And Other Fuels
- Telephone Service
- Other Utilities



	\$ PER HOUSEHOLD	TOTAL \$000'S
Totals:	\$6,137	\$30,067
Natural Gas	\$670	\$3,287
Electricity	\$2,300	\$11,272
Fuel Oil And Other Fuels	\$224	\$1,102
Telephone Service	\$2,088	\$10,231
Other Utilities	\$852	\$4,175

Reading (2015)

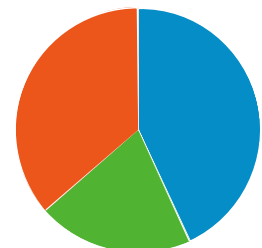
- Newspapers
- Magazines
- Books



	\$ PER HOUSEHOLD	TOTAL \$000'S
Totals:	\$175	\$842
Newspapers	\$75	\$362
Magazines	\$36	\$172
Books	\$64	\$308

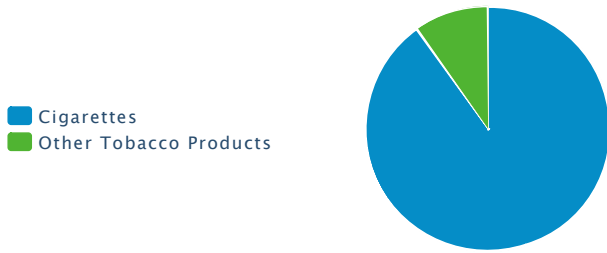
Reading (2020)

- Newspapers
- Magazines
- Books



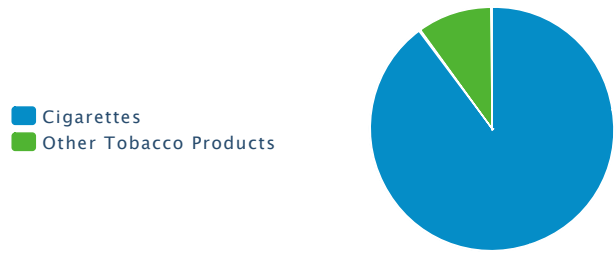
	\$ PER HOUSEHOLD	TOTAL \$000'S
Totals:	\$195	\$959
Newspapers	\$84	\$413
Magazines	\$40	\$196
Books	\$71	\$350

Tobacco (2015)



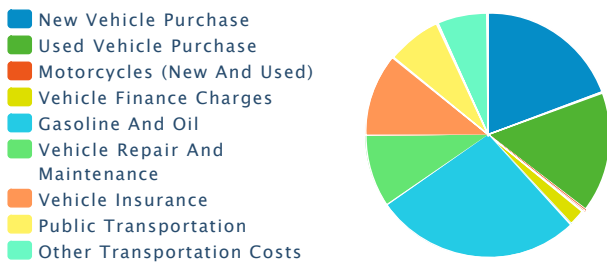
	\$ PER HOUSEHOLD	TOTAL \$000'S
Totals:	\$427	\$2,047
Cigarettes	\$384	\$1,842
Other Tobacco Products	\$42	\$205

Tobacco (2020)



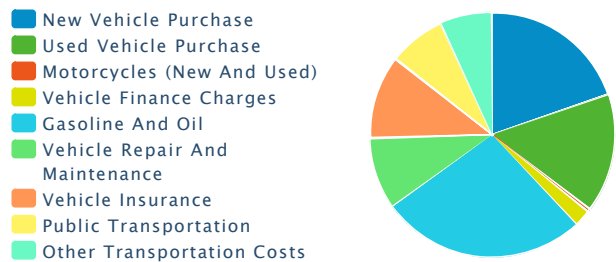
	\$ PER HOUSEHOLD	TOTAL \$000'S
Totals:	\$459	\$2,253
Cigarettes	\$413	\$2,028
Other Tobacco Products	\$46	\$226

Transportation (2015)



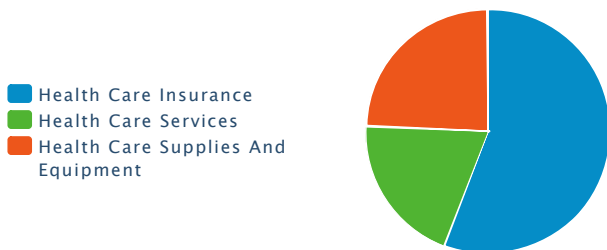
	\$ PER HOUSEHOLD	TOTAL \$000'S
Totals:	\$14,402	\$68,943
New Vehicle Purchase	\$2,796	\$13,388
Used Vehicle Purchase	\$2,316	\$11,089
Motorcycles (New And Used)	\$57	\$273
Vehicle Finance Charges	\$321	\$1,537
Gasoline And Oil	\$3,925	\$18,792
Vehicle Repair And Maintenance	\$1,363	\$6,525
Vehicle Insurance	\$1,583	\$7,580
Public Transportation	\$1,065	\$5,102
Other Transportation Costs	\$972	\$4,656

Transportation (2020)



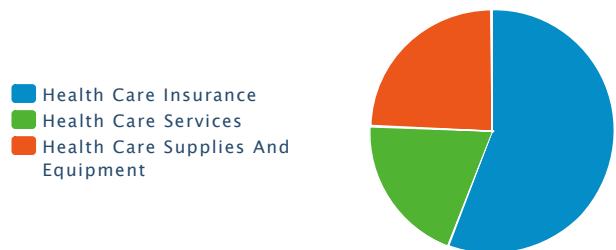
	\$ PER HOUSEHOLD	TOTAL \$000'S
Totals:	\$15,831	\$77,560
New Vehicle Purchase	\$3,114	\$15,260
Used Vehicle Purchase	\$2,490	\$12,203
Motorcycles (New And Used)	\$60	\$295
Vehicle Finance Charges	\$351	\$1,720
Gasoline And Oil	\$4,284	\$20,992
Vehicle Repair And Maintenance	\$1,499	\$7,345
Vehicle Insurance	\$1,738	\$8,515
Public Transportation	\$1,203	\$5,897
Other Transportation Costs	\$1,088	\$5,332

Health Care (2015)



	\$ PER HOUSEHOLD	TOTAL \$000'S
Totals:	\$6,056	\$28,993
Health Care Insurance	\$3,387	\$16,218
Health Care Services	\$1,195	\$5,721
Health Care Supplies And Equipment	\$1,473	\$7,053

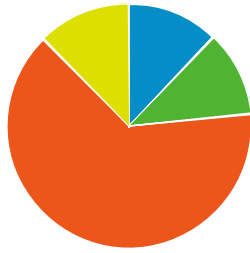
Health Care (2020)



	\$ PER HOUSEHOLD	TOTAL \$000'S
Totals:	\$6,657	\$32,613
Health Care Insurance	\$3,722	\$18,239
Health Care Services	\$1,314	\$6,437
Health Care Supplies And Equipment	\$1,620	\$7,938

Miscellaneous Expenses (2015)

- Legal And Accounting
- Funeral And Cemetery
- Finance Charges Excluding Mortgage And Vehicle
- Other Miscellaneous Expenses



	\$ PER HOUSEHOLD	TOTAL \$000'S
Totals:	\$1,129	\$5,405
Legal And Accounting	\$137	\$656
Funeral And Cemetery	\$127	\$612
Finance Charges Excluding Mortgage And Vehicle	\$724	\$3,467
Other Miscellaneous Expenses	\$139	\$670

Personal Insurance (2015)

	\$ PER HOUSEHOLD	TOTAL \$000'S
	\$634	\$3,036

Contributions (2015)

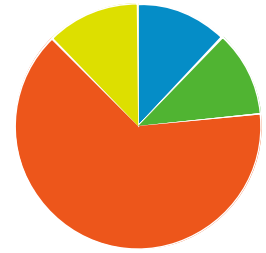
	\$ PER HOUSEHOLD	TOTAL \$000'S
	\$3,915	\$18,744

Retail Potential (2015)

	\$ PER HOUSEHOLD	TOTAL \$000'S
New Car Dealers	\$5,109	\$24,457
User Car Dealers	\$304	\$1,458
Recreational Vehicle Dealers	\$15	\$76
Motorcycle and Boat Dealers	\$225	\$1,078
Auto Parts and Accessories	\$802	\$3,842
Tire Dealers	\$365	\$1,749
Furniture Stores	\$561	\$2,687
Floor Covering Stores	\$195	\$934
Other Home Furnishing Stores	\$184	\$883
Appliances and Electronics Stores	\$1,260	\$6,033
Computer Stores	\$2,296	\$10,992
Camera and Photography Stores	\$137	\$657
Hardware Stores	\$297	\$1,426
Paint and Wallpaper Stores	\$27	\$130
Home Centers	\$656	\$3,143
Other Building Materials Stores	\$794	\$3,805
Outdoor Power Equipment Stores	\$24	\$118
Nursery and Garden Stores	\$196	\$941
Grocery Stores	\$8,931	\$42,755
Convenience Stores	\$372	\$1,785
Meat Markets	\$85	\$411
Fish and Seafood Markets	\$20	\$96
Fruit and Vegetable Markets	\$40	\$193
Other Specialty Food Markets	\$63	\$302
Liquor Stores	\$219	\$1,048

Miscellaneous Expenses (2020)

- Legal And Accounting
- Funeral And Cemetery
- Finance Charges Excluding Mortgage And Vehicle
- Other Miscellaneous Expenses



	\$ PER HOUSEHOLD	TOTAL \$000'S
Totals:	\$1,250	\$6,124
Legal And Accounting	\$151	\$744
Funeral And Cemetery	\$141	\$695
Finance Charges Excluding Mortgage And Vehicle	\$801	\$3,926
Other Miscellaneous Expenses	\$154	\$759

Personal Insurance (2020)

	\$ PER HOUSEHOLD	TOTAL \$000'S
	\$717	\$3,514

Contributions (2020)

	\$ PER HOUSEHOLD	TOTAL \$000'S
	\$4,480	\$21,949

Source: Applied Geographic Solutions, 2015

Pharmacy and Drug Stores	\$1,894	\$9,067
Costmetics and Beauty Stores	\$80	\$386
Optical Goods Stores	\$183	\$880
Other Health and Personal Care Stores	\$151	\$726
Gasoline Stations with Convenience Stores	\$1,406	\$6,733
Gasoline Stations without Convenience Stores	\$224	\$1,076
Men's Clothing Stores	\$79	\$383
Women's Clothing Stores	\$257	\$1,232
Childrens' and Infant's Clothing Stores	\$141	\$678
Family Clothing Stores	\$539	\$2,582
Clothing Accessory Stores	\$30	\$145
Other Apparel Stores	\$63	\$305
Shoe Stores	\$162	\$779
Jewelry Stores	\$375	\$1,796
Luggage Stores	\$322	\$1,543
Sporting Goods Stores	\$231	\$1,109
Hobby, Toy, and Game Stores	\$71	\$341
Sewing and Needlecraft Stores	\$29	\$139
Musical Instrument Stores	\$56	\$268
Book Stores	\$485	\$2,325
Record, Tape, and CD Stores	\$132	\$635
Department Stores	\$4,398	\$21,055
Warehouse Superstores	\$1,812	\$8,677
Other General Merchandise Stores	\$527	\$2,523
Florists	\$42	\$203
Office and Stationary Stores	\$400	\$1,916
Gift and Souvenir Stores	\$128	\$616
Used Merchandise Stores	\$82	\$397
Pet and Pet Supply Stores	\$159	\$765
Art Dealers	\$16	\$81
Mobile Home Dealers	\$0	\$4
Other Miscellaneous Retail Stores	\$171	\$819
Mail Order and Catalog Stores	\$3,147	\$15,065
Vending Machines	\$123	\$590
Fuel Dealers	\$501	\$2,399
Other Direct Selling Establishments	\$271	\$1,297
Hotels and Other Travel Accomodations	\$205	\$982
RV Parks	\$3	\$15
Rooming and Boarding Houses	\$1	\$7
Full Service Restaurants	\$1,374	\$6,579
Limited Service Restaurants	\$1,350	\$6,465
Special Food Services and Catering	\$227	\$1,088
Drinking Places	\$130	\$625
